

# Connecting to your customers has never been easier!



## Sensi keeps your contact information in front of customers.

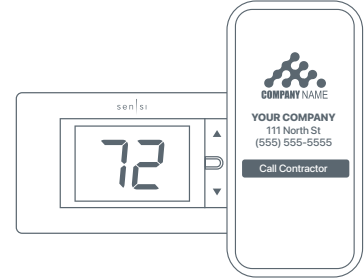

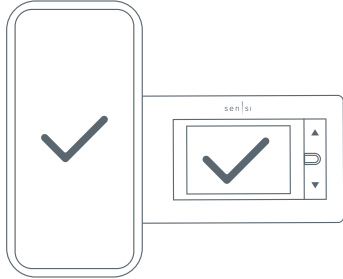
With Contractor Mode, you can easily connect to every customer. Before installation, use the app to scan the barcode on any Sensi thermostat and register it to your company.

### Your company info is just a click away with these customer touchpoints

- ✓ MONTHLY USAGE REPORTS
- ✓ SERVICE REMINDERS
- ✓ SMART ALERTS
- ✓ IN-APP



# Contractor mode keeps you connected to your customers.



## SCAN

every Sensi thermostat

## INSTALL

quickly and easily

## CONNECT

to all of your customers

## Here's how it works

Before you begin, make sure you're a registered Sensi partner. Sign-up at [sensiregistration.com](https://sensiregistration.com)

1

Download the Sensi app to your Android or iOS device



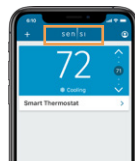
2

Sign in to your existing Sensi account or follow the on-screen instructions to create a new account



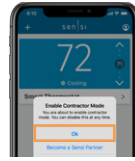
3

Press and hold the Sensi logo at the top of your screen for five seconds



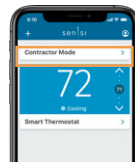
4

When the **Enable Contractor Mode** prompt pops up, select **OK**



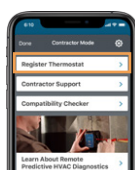
5

Select **Contractor Mode** now at the top of your screen



6

Tap **Register Thermostat**



7

Scan the bar code on the back of the Sensi thermostat



*The scanner allows you to register multiple thermostats at one time. Scan and register all your Sensi thermostats at once to reduce your techs time on the job.*

