

# Copeland Scroll™

## ZX Condensing Unit for Refrigeration Applications



Product Catalogue

**COPELAND™**

  
**EMERSON™**

## ZX condensing unit for refrigeration applications



Emerson offers the ZX platform refrigeration condensing units specifically designed for medium temperature (ZX-MT & ZXB-MT), low temperature (ZXL-LT), digital modulated variable capacity medium temperature and low temperature (ZXD-MT & ZXLD-LT) refrigeration.

ZX series CDU has been highly successful in the Asian market and enjoys proven success with its energy savings and customer-friendly electronic features.



### ZX Platform Condensing Unit was designed based on three factors demanded by industry users:

**Intelligent Store Solutions** - A most innovative approach to enterprise facility management, Emerson's Intelligent Store™ architecture integrates hardware and services to provide retailers a single view into their entire network of facilities and understanding what facilities actually cost to operate and maintain.

The Intelligent Store architecture transforms data from store equipment and controls into actionable insights. Designed to deliver value in both new and existing stores, Emerson aims to help retailers:

- Make better decisions on resources investment for maximum impact
- Receive accurate feedback and service customized to meet your specific needs
- Reduce operational costs and boost the profitability

**Energy Efficiency** - Utilizing Copeland Scroll™ compressor technology, variable speed fan motor, large capacity condenser coil and advanced control algorithms, energy consumption is significantly reduced. End-users can save more than 20% on annual energy costs compared to using hermetic reciprocating units.

**Reliability** - Combining the proven reliability of Copeland Scroll compressors with advanced electronics controller and diagnostics, equipment reliability is greatly enhanced. Fault code alerts and fault code retrieval capabilities provide information to help improve speed and accuracy of system diagnostics. Integrated electronics provide protection against over-current, overheating, incorrect phase rotation, compressor cycling, high pressure resets and low pressure cut-outs. It can also send out a warning message to the operator when there is liquid floodback, which can prevent critical damage to the unit.

Intelligent store



Better decision-making

Highest efficiency



Lower energy bills

Reliability



Lower maintenance cost

# Table of contents

Features and Benefits	04
Nomenclature	05
Bill of Material	05
CoreSense™ for ZX Platform Condensing Unit	06
Operating Envelopes	
ZX Family: Medium Temperature	07
ZXB Family: Medium Temperature	07
ZXD Family: Digital Medium Temperature	07
ZXL/ZXLD Family: Low Temperature	08
Performance Data	
ZX Family: Medium Temperature - R22	09
ZX Family: Medium Temperature - R404A	11
ZX Family: Medium Temperature - R407F	13
ZXB Family: Medium Temperature - R134a	15
ZXD Family: Digital Medium Temperature - R22	17
ZXD Family: Digital Medium Temperature - R404A	19
ZXD Family: Digital Medium Temperature - R407F	21
ZXL Family: Low temperature R22	23
ZXL Family: Low Temperature - R404A	25
ZXLD Family: Low temperature R404A	26
ZXL Family: Low Temperature - R404A	27
ZXL Family: Low Temperature - R407F	28
Technical Data	
ZX Family: Medium Temperature at 50 Hz - PFJ	30
ZX Family: Medium Temperature at 50 Hz - TFD	31
ZX Family: Medium Temperature at 60 Hz - PFV/ TF5/TF7	32
ZXB Family: Medium Temperature at 50 Hz - TFD	33
ZXB Family: Medium Temperature at 60 Hz - TF5/TF7	34
ZXD Family: Digital Medium Temperature at 50 Hz - TFD	35
ZXD Family: Digital Medium Temperature at 60 Hz - TF5/TF7	36
ZXL Family: Low Temperature at 50 Hz - PFJ	37
ZXL Family: Low Temperature at 50 Hz - TFD	38
ZXLD Family: Low Temperature at 50 Hz - TFD	39
ZXL Family: Low Temperature at 60 Hz - PFV/ TF5/TF7	40
Dimensional Drawings	41
Packing Information	42
Conversion Chart	42
Pressure Temperature Chart at Sea Level	43
Contact Lists	47



Variable speed fan motor and high efficiency fan blade

Optimized condenser coil for maximum heat transfer



**ZX, ZXB and ZXL Family**

Proprietary electronic algorithms present advantages for diagnostic, communication and protection. They are also essential to controlling fan speed and in optimizing energy performance for local seasonal ambient temperatures.

**ZXD, ZXLD Family**

Capacity modulation for precise control of room temperature.

**Design features:**

- Real time monitoring of compressor operating conditions
- Compressor reverse rotation
- Compressor overcurrent
- Compressor internal motor protector trip
- Discharge gas overheat
- Overvoltage
- Undervoltage
- High pressure cut-out
- Low pressure cut-out (only on MT series)
- Refrigerant floodback
- Compressor minimum off time
- Internal thermal sensor failure
- Intelligent store solution: communication and retail store monitoring

Copeland scroll™ compressor technology - high efficiency, ultra quiet, high reliability

Figure 1. ZX Platform CDU features

Features	Owner/Enterprise Benefits
Intelligent store solution	<ul style="list-style-type: none"> <li>• Retail store monitoring</li> <li>• Enhanced energy savings</li> <li>• High-end food safety through real time monitoring</li> </ul>
Energy saving	<ul style="list-style-type: none"> <li>• Lower operating costs</li> </ul>
Diagnostic protection capabilities	<ul style="list-style-type: none"> <li>• Greatly reduces the chance of nuisance service calls</li> <li>• Extends the life of your equipment</li> <li>• Reduces potential service costs</li> <li>• Keeps equipment operating at their original performance levels to ensure optimum energy efficiency and temperature control</li> <li>• Serves as a guide to what the contractor needs to fix in case of malfunction</li> </ul>
Slim profile, lighter weight and optional wall mount capability	<ul style="list-style-type: none"> <li>• Lower installation costs</li> <li>• Enhances the appearance of your enterprise site</li> <li>• Avoids more costly solutions arising from potential location issues</li> </ul>
Sound improvement	<ul style="list-style-type: none"> <li>• Creates a more comfortable environment for guests</li> <li>• Beneficial for regions with noise ordinances</li> </ul>



# Nomenclature

ZX	L	020	B	E	-	TFD	-	451
Unit family	Blank = Medium temp B = R134a Medium temp L = Low temp D = Digital medium temp LD = Digital low temp	2 - 20 HP	Generation	E = Ester oil O = Mineral oil		PFJ = 220V/240V - 1ph - 50 Hz PFV = 208V/230V - 1ph - 60Hz TFD = 380V/420V - 3ph - 50 Hz TF5=200V/230V - 3ph - 60 Hz TF7 = 380 - 3ph - 60 Hz		Bill of material
Base Model						Electrical Code		Bill of Material

# Bill of material

CDU Family BOM	ZX				ZXB		ZXL			ZXD 2-9HP			ZXD 12-16HP		ZXL 9HP		ZXL 12-16HP		ZXD/ZXL 20HP	
	401 501	451 551	462	481 581	401	451	451 551	462	471	451 551	462	481 581	551	581	451 551	481 581	551	581	551	581
Liquid Line Filter Dryer/Sight Glass	✓	✓	✓	✓	✓	✓	✓	✓	✓	✓	✓	✓	✓	✓	✓	✓	✓	✓	✓	✓
Liquid Receiver	✓	✓	✓	✓	✓	✓	✓	✓	✓	✓	✓	✓	✓	✓	✓	✓	✓	✓	✓	✓
Oil Separator		✓	✓	✓		✓	✓	✓	✓	✓	✓	✓	✓	✓	✓	✓	✓	✓	✓	✓
Accumulator							✓	✓	✓						✓	✓	✓	✓	✓	✓
Adjustable LP Switch	✓	✓		✓	✓	✓	✓	✓	✓		✓	✓		✓	✓	✓	✓	✓	✓	✓
LP Transducer			✓					✓		✓	✓	✓	✓	✓	✓	✓	✓	✓	✓	✓
HP Transducer												✓	✓				✓	✓	✓	✓
Fixed LP Switch	✓	✓	✓							✓	✓		✓							
Fixed HP Switch	✓	✓	✓	✓	✓	✓	✓	✓	✓	✓	✓	✓	✓	✓	✓	✓	✓	✓	✓	✓
CoreSense™	✓	✓	✓	✓	✓	✓	✓	✓	✓	✓	✓	✓	✓	✓	✓	✓	✓	✓	✓	✓
Digital Modulation										✓	✓	✓	✓	✓	✓	✓	✓	✓	✓	✓
Fan Speed Controller	✓	✓	✓	✓	✓	✓	✓	✓	✓	✓	✓	✓	✓	✓	✓	✓	✓	✓	✓	✓
Intelligent Store Solution Module	✓	✓	✓	✓	✓	✓	✓	✓	✓	✓	✓	✓	✓	✓	✓	✓	✓	✓	✓	✓
Circuit Breaker	✓	✓	✓	✓	✓	✓	✓	✓	✓	✓	✓	✓	✓	✓	✓	✓	✓	✓	✓	✓
Sound Jacket	✓	✓	✓	✓	✓	✓	✓	✓	✓	✓	✓	✓	✓	✓	✓	✓	✓	✓	✓	✓
Low Ambient Kit				✓								✓		✓		✓		✓		✓
Electronic Oil Level Protective Control													✓	✓			✓	✓	✓	✓
Emergency Mode																			✓	✓

BOM:  
4xx - Chassis with door  
5xx - Chassis without door

# CoreSense™ for ZX platform condensing unit

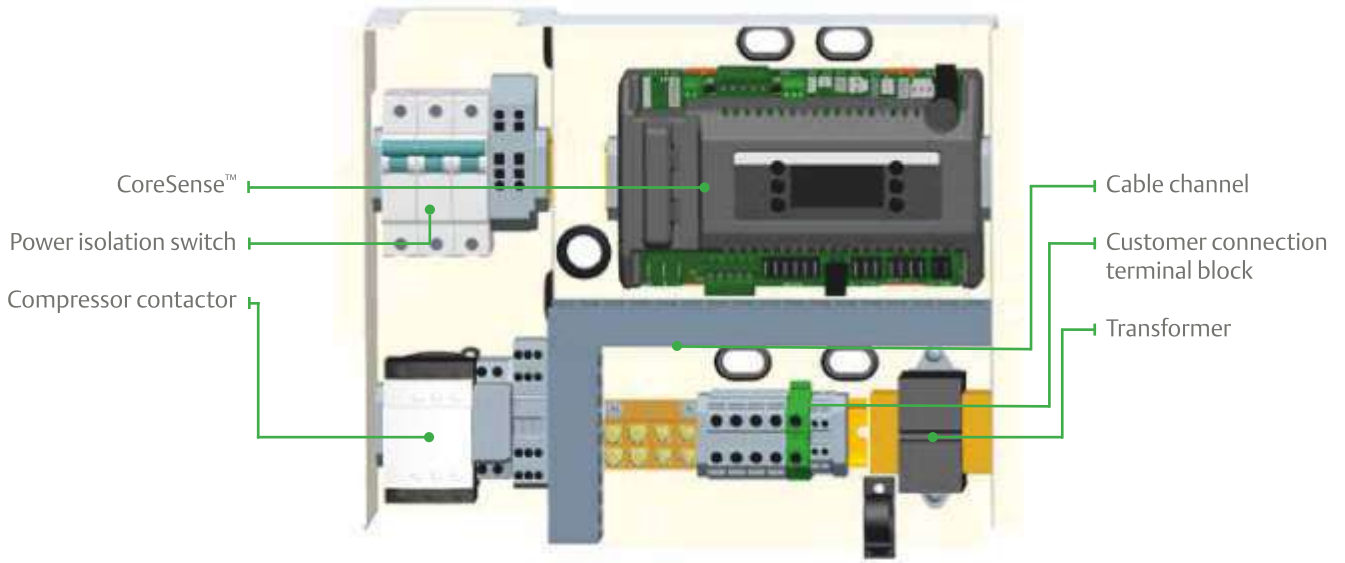
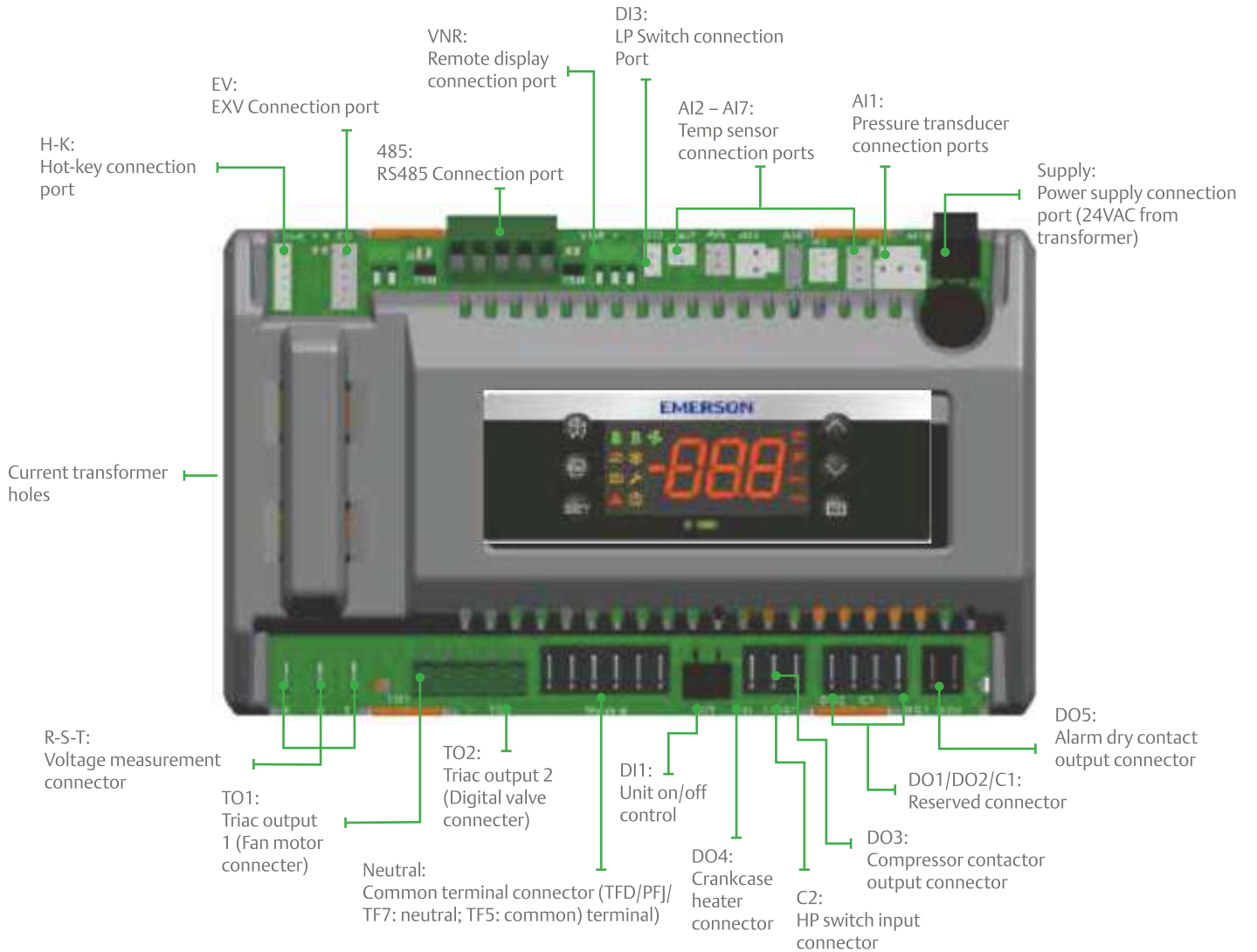


Figure 2. Layout of the CoreSense™, Intelligent Store Module

# CoreSense™ layout

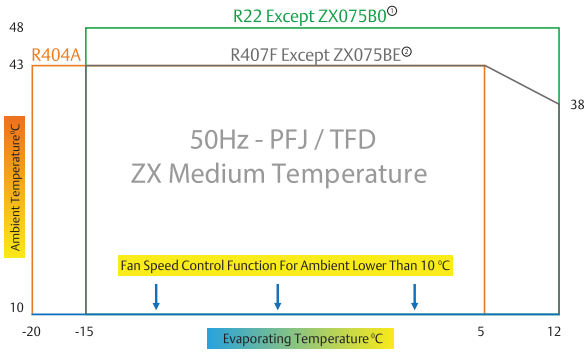


# Operating envelopes

## ZX Family : Medium temperature

ZX Medium Temperature at 50 Hz - PFJ / TFD

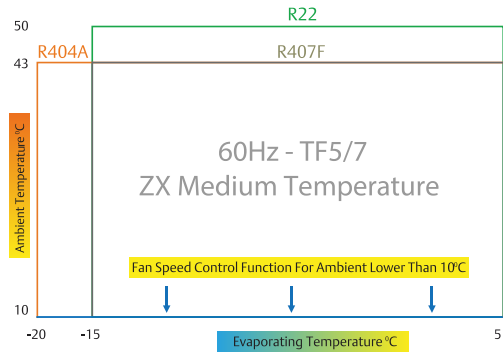
Refrigerant - R404A, R22, R407F  
Maximum Suction Gas Temperature: 20°C



NoteⓄ: For model ZX075B0 (R22) Max Amb: 43°C, Max Evap: 5°C  
NoteⓄ: For model ZX075BE (R407F) Max Evap: 5°C

ZX Medium Temperature at 60 Hz - PFV/TF5/TF7

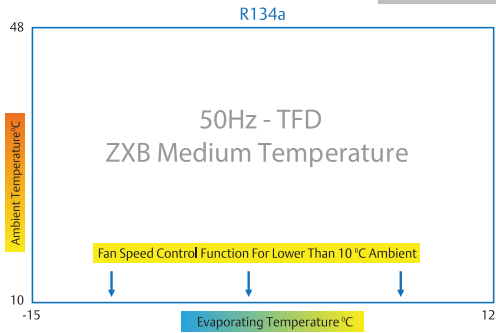
Refrigerant - R404A, R22, R407F  
Maximum Suction Gas Temperature: 20°C



## ZXB Family : Medium temperature

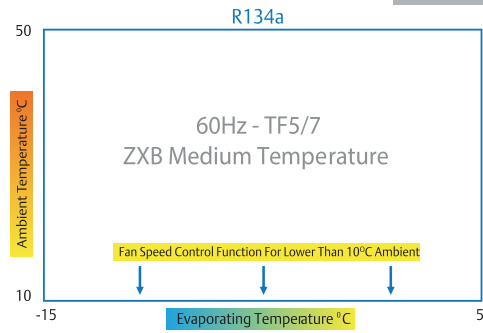
ZXB Medium Temperature at 50 Hz - TFD

Refrigerant - R134a  
Maximum Suction Gas Temperature: 20°C



ZXB Medium Temperature at 60 Hz - TF5/7

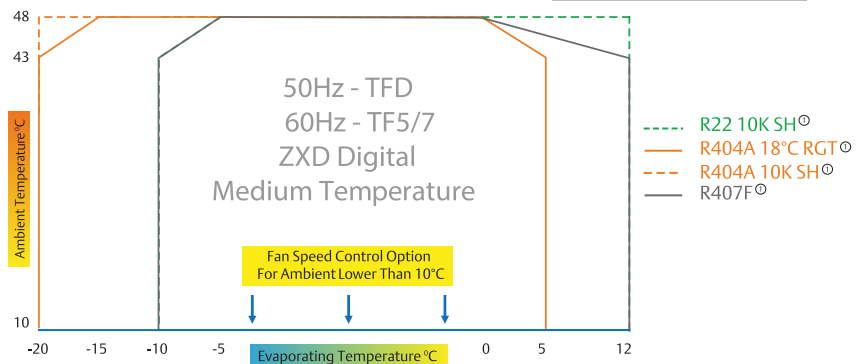
Refrigerant - R134a  
Maximum Suction Gas Temperature: 20°C



## ZXD Family : Digital medium temperature

ZXD Digital Medium Temperature at 50 Hz - TFD  
at 60 Hz - TF5/7

Refrigerant - R404A, R22, R407F  
Maximum Suction Gas Temperature: 20°C  
(R22 50Hz-TFD is with 10K SH)


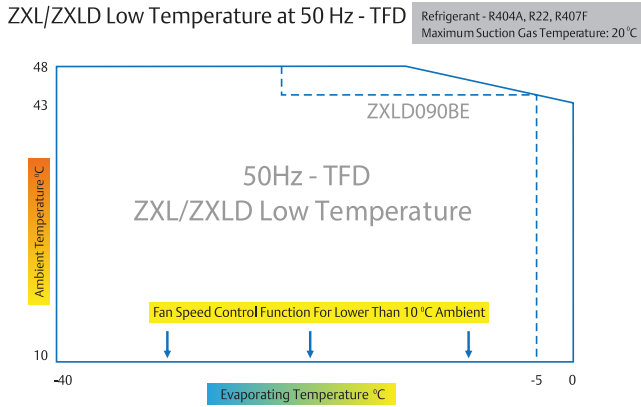


Note: For model ZXD075B0/E Max Amb: 43°C, Max Evap: 5°C  
For model ZXD090BE Max Amb: 43°C, Max Evap: 0°C

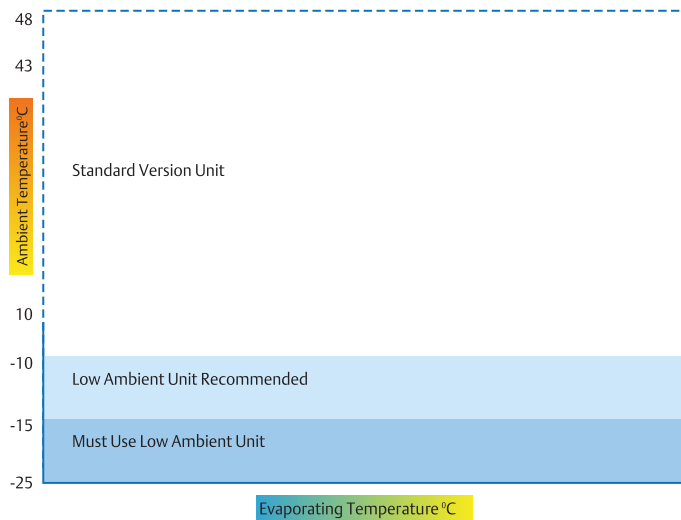


# Operating envelopes

## ZXL/ZXLD Family : Low temperature



## Guideline for using low ambient units



Note: For applications under -25°C ambient temperature, please contact Application Engineering.

# ZX Family: Medium temperature

Capacity and power (kW) at 50 Hz - PFJ/TFD

# R22

Model	Ambient temperature (°C)	Capacity evaporating temperature (°C)							Power evaporating temperature (°C)						
		-15	-10	-5	0	5	10	12	-15	-10	-5	0	5	10	12
ZX020B0	27	2.84	3.61	4.18	4.95	5.87	7.03	7.45	1.33	1.37	1.41	1.47	1.53	1.70	1.79
	32	2.65	3.33	4.01	4.75	5.61	6.54	6.96	1.45	1.50	1.58	1.64	1.71	1.84	1.88
	38	2.38	3.11	3.81	4.55	5.37	6.19	6.68	1.62	1.74	1.83	1.87	1.91	2.03	2.08
	43	1.93	2.74	3.48	4.23	5.06	5.99	6.33	1.78	1.83	1.95	2.05	2.11	2.20	2.25
	48	1.68	2.30	3.18	3.87	4.69	5.51	5.80	2.21	2.31	2.44	2.51	2.54	2.55	2.64
ZX025B0 <sup>1</sup>	27	3.52	4.17	4.96	5.91	7.07	8.44	9.06	1.43	1.49	1.55	1.66	1.75	1.83	1.95
	32	3.35	4.02	4.79	5.68	6.73	7.96	8.50	1.59	1.64	1.69	1.84	1.90	2.00	2.06
	38	2.92	3.65	4.43	5.29	6.25	7.33	7.81	1.89	1.92	1.96	2.05	2.08	2.17	2.22
	43	2.39	3.20	4.02	4.88	5.79	6.79	7.22	2.10	2.15	2.22	2.29	2.33	2.37	2.45
	48	1.70	2.62	3.51	4.39	5.28	6.22	6.61	2.59	2.65	2.70	2.75	2.80	2.82	2.90
ZX030B0	27	4.30	5.20	6.28	7.57	9.09	10.22	10.80	1.95	2.04	2.17	2.20	2.23	2.43	2.49
	32	4.12	4.90	5.95	7.28	8.69	9.79	10.31	2.10	2.20	2.32	2.34	2.46	2.70	2.77
	38	3.68	4.62	5.65	6.85	8.29	9.06	9.63	2.37	2.48	2.59	2.60	2.76	3.06	3.12
	43	3.27	4.22	5.27	6.50	7.97	8.63	9.08	2.64	2.75	2.84	2.94	3.04	3.32	3.36
	48	2.40	3.55	4.65	5.67	6.86	7.97	8.50	2.98	3.18	3.28	3.35	3.50	3.64	3.69
ZX040B0	27	5.98	7.20	8.57	10.03	11.54	13.82	14.64	2.64	2.71	2.83	2.98	3.08	3.34	3.36
	32	5.46	6.73	8.13	9.62	11.16	13.01	13.85	2.81	2.90	3.06	3.19	3.33	3.68	3.68
	38	4.72	6.01	7.42	8.93	10.48	12.09	13.04	3.08	3.27	3.39	3.49	3.65	4.09	4.07
	43	4.09	5.37	6.78	8.27	9.80	11.61	12.25	3.29	3.52	3.68	3.80	3.95	4.38	4.39
	48	3.55	4.50	6.20	7.57	9.08	10.68	11.23	4.16	4.46	4.49	4.72	4.80	5.07	5.18
ZX050B0 <sup>2</sup>	27	7.13	8.76	10.44	12.22	14.12	17.28	18.22	2.88	3.03	3.18	3.29	3.47	4.16	4.28
	32	6.77	8.31	9.96	11.72	13.68	16.62	17.47	3.37	3.35	3.57	3.67	3.97	4.50	4.58
	38	6.24	7.69	9.28	11.06	13.06	15.31	16.34	3.77	3.87	4.07	4.27	4.47	4.98	5.10
	43	5.44	6.80	8.36	10.15	12.21	14.60	15.47	4.27	4.27	4.47	4.66	4.96	5.46	5.56
	48	3.96	5.80	7.62	9.49	11.47	13.49	14.40	5.14	5.21	5.44	5.61	5.80	6.01	6.04
ZX060B0 <sup>2</sup>	27	8.50	10.41	12.49	14.72	17.66	19.64	20.60	3.51	3.70	3.88	4.16	4.43	4.98	5.32
	32	7.71	9.93	11.71	13.94	16.30	18.87	20.10	3.88	4.07	4.25	4.43	4.71	5.29	5.47
	38	6.81	8.42	10.57	12.85	15.26	17.77	18.92	4.34	4.53	4.71	4.90	5.08	5.86	5.98
	43	5.91	7.23	9.40	11.78	14.26	16.33	17.86	4.90	5.17	5.45	5.64	5.73	6.57	6.66
	48	4.97	7.00	9.25	11.15	13.08	15.09	16.06	6.02	6.22	6.46	6.69	6.96	7.22	7.45
ZX075B0 <sup>2</sup>	27	10.03	12.20	14.41	17.23	20.87			4.34	4.54	4.76	4.98	5.22		
	32	9.45	11.24	13.90	16.63	20.21			4.77	4.95	5.19	5.51	5.91		
	38	8.83	10.85	13.25	15.50	19.42			5.36	5.53	5.83	6.25	6.80		
	43	8.18	10.00	12.29	14.30	18.49			5.95	6.10	6.43	6.93	7.62		
ZX076B0 <sup>2</sup>	27	10.23	12.44	14.70	17.60	21.29	25.49	27.01	4.25	4.45	4.66	4.88	5.12	5.47	5.64
	32	9.64	11.46	14.18	16.96	20.61	24.03	25.58	4.67	4.85	5.09	5.40	5.79	5.86	5.97
	38	9.01	11.07	13.52	15.80	19.81	22.85	24.65	5.26	5.42	5.72	6.12	6.67	6.64	6.81
	43	8.34	10.20	12.54	14.60	18.86	22.34	23.57	5.83	5.98	6.30	6.79	7.47	7.34	7.48
	48	7.24	8.55	11.46	14.09	17.47	20.55	21.61	6.79	7.04	7.40	7.89	8.43	8.74	8.78

Notes: <sup>1</sup> Available on PFJ models only  
<sup>2</sup> Available on TFD models only  
The rating condition is based on a return gas temperature of 18.3°C.  
Power includes condenser fan.  
Ambient 38°C and 43°C are typical design conditions for unit selection.

# ZX Family: Medium temperature

## Capacity and power (kW) at 60 Hz - TF5/TF7

# R22

Model	Ambient temperature (°C)	Capacity evaporating temperature (°C)					Power evaporating temperature (°C)				
		-15	-10	-5	0	5	-15	-10	-5	0	5
ZX020B0	27	3.62	4.42	5.36	6.43	7.59	1.69	1.71	1.69	1.69	1.71
	32	3.41	4.22	5.17	6.20	7.29	1.89	1.91	1.90	1.89	1.90
	38	2.88	3.77	4.75	5.78	6.84	2.13	2.17	2.17	2.17	2.18
	43	2.20	3.19	4.24	5.31	6.38	2.35	2.41	2.42	2.43	2.45
	48	1.30	2.43	3.58	4.73	5.84	2.59	2.67	2.71	2.73	2.75
	50	0.88	2.07	3.27	4.46	5.60	2.69	2.78	2.83	2.85	2.89
ZX030B0	27	5.12	6.20	7.29	8.90	10.54	2.42	2.53	2.69	2.73	2.77
	32	4.91	5.84	6.98	8.48	10.00	2.60	2.73	2.88	2.90	3.05
	38	4.39	5.51	6.53	7.96	9.38	2.94	3.08	3.21	3.22	3.42
	43	3.90	5.03	5.94	7.35	8.74	3.27	3.41	3.52	3.65	3.77
	48	2.86	4.23	5.01	6.45	7.86	3.70	3.94	4.07	4.15	4.34
	50	2.45	3.12	4.51	5.98	7.40	3.86	4.16	4.29	4.36	4.57
ZX040B0	27	7.36	8.83	10.52	12.37	14.31	3.25	3.35	3.52	3.75	4.02
	32	7.06	8.54	10.21	12.02	13.92	3.55	3.63	3.79	4.01	4.28
	38	6.37	7.87	9.55	11.34	13.20	4.05	4.11	4.26	4.48	4.75
	43	5.62	7.16	8.86	10.66	12.50	4.55	4.60	4.73	4.95	5.22
	48	4.82	6.41	8.14	9.96	11.81	5.09	5.12	5.25	5.46	5.74
	50	4.50	6.12	7.87	9.70	11.55	5.30	5.33	5.46	5.67	5.95
ZX050B0	27	8.55	10.51	12.53	14.66	16.95	3.54	3.72	3.91	4.05	4.27
	32	8.12	9.97	11.95	14.06	16.42	4.15	4.13	4.39	4.52	4.88
	38	7.49	9.23	11.14	13.28	15.68	4.64	4.76	5.00	5.25	5.49
	43	6.53	8.16	10.03	12.18	14.65	5.25	5.25	5.49	5.74	6.10
	48	4.75	6.96	9.14	11.39	13.76	6.33	6.40	6.69	6.90	7.13
	50	4.04	6.48	8.79	11.07	13.41	6.76	6.87	7.16	7.37	7.55
ZX060B0	27	10.20	12.49	14.99	17.66	21.19	4.39	4.62	4.85	5.20	5.54
	32	9.25	11.92	14.05	16.73	19.56	4.85	5.08	5.31	5.54	5.89
	38	8.17	10.10	12.68	15.42	18.31	5.43	5.66	5.89	6.12	6.35
	43	7.09	8.68	11.28	14.14	17.11	6.12	6.47	6.81	7.04	7.16
	48	5.96	8.40	11.10	13.38	15.70	7.53	7.77	8.07	8.37	8.70
	50	5.51	8.29	11.03	13.08	15.13	8.09	8.16	8.44	8.75	9.00
ZX075B0	27	11.25	14.06	16.61	19.89	24.05	5.10	5.34	5.59	5.86	6.14
	32	10.60	12.95	16.02	19.16	23.29	5.60	5.82	6.11	6.48	6.95
	38	9.91	12.51	15.28	17.85	22.38	6.31	6.51	6.86	7.35	8.00
	43	9.18	11.53	14.17	16.50	21.31	7.00	7.17	7.56	8.15	8.96
	48	7.96	9.66	12.95	15.92	19.74	8.15	8.45	8.88	9.47	10.12
	50	7.48	8.92	12.46	15.69	19.11	8.61	8.96	9.41	10.00	10.58

Notes: The rating condition is based on a return gas temperature of 18.3°C.  
 Power includes condenser fan.  
 Ambient 38°C and 43°C are typical design conditions for unit selection.



# ZX Family: Medium temperature

Capacity and power (kW) at 50 Hz - PFJ/TFD

# R404A

Model	Ambient temperature (°C)	Capacity evaporating temperature (°C)						Power evaporating temperature (°C)					
		-20	-15	-10	-5	0	5	-20	-15	-10	-5	0	5
ZX020BE	27	3.30	3.90	4.44	5.08	5.79	6.60	1.64	1.67	1.70	1.76	1.84	1.96
	32	2.85	3.39	3.92	4.48	5.08	5.76	1.79	1.81	1.84	1.90	2.00	2.12
	38	2.42	2.90	3.36	3.85	4.36	4.94	1.95	1.99	2.02	2.07	2.16	2.26
	43	1.94	2.43	2.89	3.34	3.81	4.30	2.14	2.18	2.22	2.27	2.34	2.41
ZX025BE <sup>1</sup>	27	3.22	3.95	4.67	5.45	6.37	7.50	1.71	1.76	1.79	1.84	1.90	1.96
	32	2.96	3.68	4.36	5.09	5.95	7.00	1.93	1.96	2.00	2.04	2.08	2.13
	38	2.61	3.31	3.96	4.64	5.41	6.37	2.19	2.23	2.26	2.29	2.32	2.35
	43	1.96	2.64	3.26	3.89	4.61	5.48	2.59	2.65	2.69	2.71	2.73	2.76
ZX030BE	27	4.04	4.87	5.81	6.85	7.99	9.23	2.14	2.19	2.24	2.32	2.42	2.55
	32	3.75	4.52	5.39	6.35	7.40	8.55	2.40	2.44	2.50	2.57	2.67	2.81
	38	3.39	4.08	4.85	5.72	6.67	7.69	2.72	2.75	2.80	2.88	3.00	3.15
	43	3.06	3.69	4.39	5.17	6.03	6.97	3.06	3.09	3.14	3.21	3.33	3.50
ZX040BE	27	5.52	6.57	7.70	8.95	10.37	12.02	2.72	2.86	3.02	3.17	3.31	3.36
	32	5.10	6.10	7.13	8.24	9.47	10.87	3.03	3.15	3.31	3.46	3.54	3.68
	38	4.61	5.60	6.57	7.57	8.64	9.85	3.45	3.58	3.71	3.85	3.97	4.03
	43	3.98	5.00	5.95	6.89	7.83	8.85	3.87	4.00	4.12	4.23	4.33	4.38
ZX050BE <sup>2</sup>	27	7.49	9.05	10.67	12.31	13.93	15.51	3.65	3.73	3.86	4.02	4.25	4.53
	32	6.56	8.12	9.76	11.43	13.10	14.74	4.11	4.20	4.32	4.50	4.72	5.00
	38	5.56	7.07	8.67	10.32	11.98	13.63	4.59	4.68	4.79	4.96	5.16	5.42
	43	4.88	6.28	7.79	9.37	10.98	12.58	5.11	5.17	5.27	5.40	5.59	5.81
ZX060BE <sup>2</sup>	27	8.24	9.72	11.47	13.30	15.69	18.48	3.69	3.84	4.06	4.33	4.62	4.93
	32	7.53	9.06	10.72	12.58	14.72	17.20	4.40	4.54	4.75	5.01	5.28	5.56
	38	6.74	8.25	9.83	11.55	13.48	15.69	4.93	5.05	5.25	5.47	5.72	5.98
	43	5.90	7.48	9.07	10.74	12.57	14.63	5.59	5.69	5.85	6.06	6.28	6.51
ZX075BE <sup>2</sup>	27	9.04	10.86	12.75	15.07	17.76	20.13	4.08	4.26	4.50	4.80	5.13	5.46
	32	8.33	10.01	11.82	13.86	16.20	18.92	4.88	5.03	5.27	5.54	5.86	6.17
	38	7.30	8.74	10.62	12.47	14.54	16.92	5.46	5.61	5.82	6.06	6.35	6.63
	43	6.26	7.93	9.61	11.38	13.32	15.50	6.20	6.32	6.49	6.71	6.96	7.22
ZX076BE <sup>2</sup>	27	9.22	11.07	13.00	15.37	18.12	20.53	4.00	4.17	4.41	4.70	5.03	5.35
	32	8.50	10.21	12.06	14.14	16.53	19.30	4.78	4.93	5.16	5.43	5.74	6.05
	38	7.45	8.91	10.83	12.72	14.83	17.26	5.35	5.50	5.70	5.94	6.22	6.50
	43	6.39	8.09	9.80	11.61	13.59	15.81	6.07	6.19	6.36	6.57	6.82	7.07

Notes: <sup>1</sup> Available on PFJ models only  
<sup>2</sup> Available on TFD models only  
The rating condition is based on a return gas temperature of 18.3°C.  
Power includes condenser fan.  
Ambient 38°C and 43°C are typical design conditions for unit selection.

# ZX Family: Medium temperature

Capacity and power (kW) at 60 Hz - PFV/TF5/TF7

# R404A

Model	Ambient temperature (°C)	Capacity evaporating temperature (°C)						Power evaporating temperature (°C)					
		-20	-15	-10	-5	0	5	-20	-15	-10	-5	0	5
ZX020BE	27	3.50	4.26	4.98	5.77	6.71	7.89	1.84	1.87	1.90	1.95	2.00	2.05
	32	3.15	3.94	4.66	5.40	6.25	7.30	2.09	2.10	2.12	2.16	2.20	2.24
	38	2.69	3.52	4.24	4.93	5.69	6.60	2.42	2.42	2.44	2.47	2.50	2.54
	43	2.22	3.09	3.82	4.48	5.17	5.97	2.71	2.71	2.73	2.76	2.81	2.85
ZX030BE	27	5.02	5.98	7.05	8.17	9.29	10.36	2.69	2.80	2.92	3.05	3.17	3.29
	32	4.62	5.56	6.63	7.75	8.88	9.97	2.98	3.06	3.16	3.26	3.36	3.45
	38	4.14	5.02	6.02	7.10	8.18	9.23	3.38	3.46	3.55	3.65	3.75	3.85
	43	3.78	4.56	5.47	6.46	7.47	8.44	3.74	3.84	3.95	4.08	4.21	4.33
ZX040BE	27	6.71	8.02	9.60	11.30	13.00	14.59	3.72	3.79	3.89	3.99	4.10	4.18
	32	6.46	7.70	9.20	10.81	12.42	13.90	3.84	3.92	4.02	4.14	4.26	4.35
	38	5.90	7.05	8.45	9.95	11.43	12.76	4.32	4.40	4.50	4.62	4.74	4.84
	43	5.36	6.43	7.73	9.12	10.49	11.69	4.89	4.95	5.05	5.16	5.27	5.37
ZX050BE	27	8.10	9.70	11.55	13.54	15.53	17.38	4.42	4.63	4.86	5.11	5.35	5.57
	32	8.05	9.56	11.33	13.21	15.09	16.83	4.59	4.78	4.99	5.22	5.45	5.66
	38	7.46	8.86	10.50	12.25	13.99	15.58	5.10	5.27	5.48	5.70	5.93	6.13
	43	6.81	8.10	9.63	11.26	12.88	14.33	5.62	5.80	6.01	6.24	6.47	6.69
ZX060BE <sup>1</sup>	27	9.84	11.77	13.96	16.31	18.74	21.15	5.06	5.24	5.49	5.76	6.01	6.20
	32	9.25	11.09	13.16	15.36	17.60	19.79	5.39	5.58	5.82	6.09	6.35	6.55
	38	8.30	10.09	12.06	14.13	16.19	18.16	6.09	6.25	6.48	6.74	6.99	7.19
	43	7.32	9.11	11.04	13.03	14.98	16.82	6.82	6.96	7.17	7.41	7.65	7.83
ZX075BE <sup>1</sup>	27	11.16	13.39	14.92	17.64	19.93	22.58	4.80	5.00	5.69	6.06	6.54	6.96
	32	10.29	12.35	13.84	16.23	18.18	21.23	5.74	5.92	6.66	7.00	7.46	7.87
	38	9.01	10.78	12.43	14.60	16.31	18.99	6.42	6.60	7.35	7.66	8.09	8.45
	43	7.73	9.79	11.25	13.33	14.95	17.39	7.28	7.43	8.20	8.48	8.87	9.19

Notes: <sup>1</sup>Available on TF5/TF7 models only  
 The rating condition is based on a return gas temperature of 18.3°C.  
 Power includes condenser fan.  
 Ambient 38°C and 43°C are typical design conditions for unit selection.

# ZX Family: Medium temperature

Capacity and power (kW) at 50 Hz - PFJ/TFD

# R407F

Model	Ambient temperature (°C)	Capacity evaporating temperature (°C)							Power evaporating temperature (°C)						
		-15	-10	-5	0	5	10	12	-15	-10	-5	0	5	10	12
ZX020BE	27	3.63	4.32	5.07	5.79	6.45	7.24	7.62	1.55	1.67	1.76	1.87	1.99	2.06	2.14
	32	3.36	3.98	4.69	5.39	6.07	6.90	7.30	1.77	1.85	1.93	2.05	2.22	2.35	2.46
	38	2.79	3.35	4.02	4.74	5.46	6.35	6.78	2.11	2.18	2.27	2.44	2.70	2.92	3.06
	43	2.21	2.74	3.40	4.14	4.91			2.40	2.48	2.61	2.84	3.20		
ZX025BE	27	3.91	4.83	5.80	6.82	7.91	9.05	9.53	1.72	1.85	1.92	1.96	2.00	2.09	2.14
	32	3.63	4.45	5.35	6.35	7.44	8.63	9.13	1.97	2.05	2.10	2.15	2.23	2.38	2.46
	38	3.01	3.74	4.59	5.58	6.69	7.94	8.48	2.35	2.41	2.47	2.56	2.71	2.96	3.09
	43	2.39	3.06	3.88	4.87	6.03			2.67	2.74	2.83	2.98	3.22		
ZX030BE	27	5.01	6.13	7.30	8.53	9.88	11.32	11.91	2.20	2.39	2.47	2.58	2.64	2.78	2.85
	32	4.64	5.65	6.75	7.94	9.31	10.79	11.41	2.44	2.63	2.67	2.77	2.97	3.16	3.27
	38	3.85	4.75	5.79	6.97	8.37	9.93	10.60	2.86	3.00	3.11	3.23	3.57	3.90	4.07
	43	3.06	3.88	4.89	6.09	7.53			3.11	3.28	3.43	3.49	4.03		
ZX040BE	27	6.81	8.21	9.64	11.09	12.65	14.37	15.13	2.87	3.18	3.26	3.38	3.41	3.57	3.66
	32	6.31	7.57	8.91	10.33	11.91	13.70	14.49	3.18	3.49	3.53	3.64	3.84	4.06	4.20
	38	5.24	6.36	7.64	9.07	10.71	12.61	13.46	3.72	3.98	4.10	4.24	4.61	5.01	5.23
	43	4.16	5.20	6.46	7.92	9.64			4.04	4.36	4.53	4.59	5.21		
ZX050BE	27	8.11	10.02	11.73	13.53	15.71	18.56	19.95	3.62	3.70	3.92	4.20	4.46	4.62	4.64
	32	7.42	9.44	11.19	12.96	15.04	17.74	19.05	4.07	4.16	4.39	4.69	4.96	5.14	5.16
	38	6.32	8.44	10.22	11.95	13.91	16.41	17.61	4.61	4.71	4.95	5.26	5.54	5.73	5.76
	43	5.32	7.53	9.33	11.01	12.87			5.12	5.22	5.46	5.77	6.06		
ZX060BE	27	9.24	11.22	13.02	15.16	18.23	21.53	23.15	3.93	3.87	4.07	4.36	4.79	4.96	4.98
	32	8.46	10.57	12.42	14.51	17.45	20.57	22.09	4.50	4.48	4.62	5.00	5.38	5.57	5.60
	38	7.20	9.45	11.35	13.38	16.14	19.03	20.43	5.05	5.02	5.19	5.50	6.07	6.27	6.30
	43	6.07	8.44	10.36	12.33	14.93			5.56	5.51	5.66	5.98	6.44		
ZX075BE	27	10.07	12.23	14.19	16.52	19.68			4.32	4.22	4.39	4.65	5.08		
	32	9.23	11.52	13.53	15.82	18.85			4.92	4.89	5.04	5.47	5.81		
	38	7.85	10.31	12.37	14.59	17.43			5.68	5.64	5.80	6.16	6.74		
	43	6.62	9.20	11.29	13.45	16.12			6.38	6.29	6.46	6.81	7.28		
ZX076BE	27	10.28	12.48	14.48	16.85	20.08	23.72	25.50	4.44	4.31	4.43	4.64	5.08	5.26	5.28
	32	9.41	11.75	13.80	16.14	19.23	22.66	24.34	5.03	5.01	5.14	5.60	5.93	6.14	6.16
	38	8.01	10.51	12.62	14.88	17.78	20.96	22.51	5.97	5.94	6.07	6.44	7.08	7.34	7.38
	43	6.75	9.38	11.52	13.71	16.44			6.84	6.72	6.90	7.26	7.76		

Notes: The rating condition is based on a return gas temperature of 18.3°C.  
 Power includes condenser fan.  
 Ambient 38°C and 43°C are typical design conditions for unit selection.



# ZX Family: Medium temperature

Capacity and power (kW) at 60 Hz - PFV/TF5/TF7

# R407F

Model	Ambient temperature (°C)	Capacity evaporating temperature (°C)					Power evaporating temperature (°C)				
		-15	-10	-5	0	5	-15	-10	-5	0	5
ZX020BE	27	4.51	5.36	6.27	7.14	7.92	2.01	2.11	2.20	2.28	2.41
	32	4.17	4.93	5.78	6.63	7.44	2.29	2.33	2.41	2.50	2.68
	38	3.45	4.13	4.95	5.81	6.68	2.73	2.74	2.83	2.97	3.25
	43	2.73	3.37	4.18	5.07	6.00	3.10	3.11	3.24	3.45	3.85
ZX030BE	27	6.23	7.60	9.03	10.51	12.14	2.86	3.02	3.08	3.15	3.19
	32	5.76	6.99	8.32	9.77	11.41	3.17	3.31	3.33	3.38	3.58
	38	4.77	5.86	7.13	8.56	10.24	3.70	3.76	3.87	3.93	4.30
	43	3.78	4.78	6.01	7.46	9.20	4.01	4.11	4.26	4.24	4.84
ZX040BE	27	8.47	10.18	11.91	13.66	15.54	3.72	4.01	4.07	4.13	4.12
	32	7.83	9.36	10.99	12.70	14.60	4.12	4.39	4.39	4.43	4.63
	38	6.49	7.85	9.41	11.13	13.11	4.82	5.00	5.10	5.16	5.56
	43	5.14	6.41	7.94	9.70	11.78	5.22	5.46	5.62	5.57	6.26
ZX050BE	27	10.08	12.42	14.50	16.67	19.30	4.71	4.67	4.89	5.13	5.40
	32	9.21	11.68	13.80	15.94	18.45	5.27	5.23	5.47	5.71	5.99
	38	7.82	10.42	12.58	14.67	17.03	5.97	5.91	6.16	6.39	6.68
	43	6.58	9.28	11.47	13.49	15.71	6.61	6.54	6.77	7.00	7.28
ZX060BE <sup>1</sup>	27	11.49	13.91	16.09	18.68	22.39	5.11	4.88	5.08	5.32	5.80
	32	10.50	13.08	15.31	17.85	21.40	5.83	5.63	5.76	6.09	6.49
	38	8.92	11.67	13.97	16.43	19.75	6.54	6.31	6.45	6.69	7.31
	43	7.50	10.40	12.73	15.11	18.23	7.17	6.91	7.03	7.26	7.75
ZX075BE <sup>1</sup>	27	12.53	15.16	17.54	20.36	24.18	5.61	5.32	5.48	5.68	6.14
	32	11.45	14.25	16.69	19.45	23.11	6.38	6.16	6.28	6.67	7.01
	38	9.72	12.72	15.23	17.91	21.33	7.35	7.09	7.21	7.49	8.12
	43	8.18	11.33	13.87	16.47	19.69	8.23	7.89	8.02	8.27	8.75

Notes: <sup>1</sup>Available on TF5/TF7 models only  
 The rating condition is based on a return gas temperature of 18.3°C.  
 Power includes condenser fan.  
 Ambient 38°C and 43°C are typical design conditions for unit selection.

# ZXB Family: Medium temperature

## Capacity and power (kW) at 50 Hz - TFD

# R134a

Model	Ambient temperature (°C)	Capacity evaporating temperature (°C)							Power evaporating temperature (°C)						
		-15	-10	-5	0	5	10	12	-15	-10	-5	0	5	10	12
ZXB015BE	27	2.42	2.92	3.48	4.11	4.83	5.65	6.01	1.10	1.08	1.09	1.11	1.14	1.16	1.16
	32	2.37	2.87	3.42	4.03	4.72	5.52	5.86	1.20	1.18	1.18	1.21	1.25	1.28	1.29
	38	2.26	2.76	3.30	3.89	4.56	5.31	5.64	1.34	1.32	1.33	1.36	1.41	1.46	1.47
	43	2.14	2.64	3.18	3.76	4.40	5.13	5.44	1.49	1.47	1.48	1.52	1.58	1.64	1.66
	48	2.01	2.52	3.05	3.61	4.24	4.94	5.24	1.67	1.64	1.66	1.71	1.77	1.84	1.87
ZXB020BE	27	2.74	3.41	4.14	4.94	5.78	6.67	7.03	1.08	1.07	1.10	1.14	1.19	1.23	1.25
	32	2.63	3.29	4.01	4.80	5.63	6.51	6.87	1.21	1.20	1.23	1.27	1.33	1.38	1.40
	38	2.47	3.12	3.84	4.61	5.43	6.29	6.64	1.38	1.38	1.41	1.46	1.52	1.58	1.60
	43	2.36	2.99	3.70	4.45	5.26	6.10	6.44	1.53	1.53	1.57	1.62	1.69	1.75	1.78
	48	2.27	2.90	3.58	4.32	5.10	5.92	6.25	1.69	1.69	1.73	1.78	1.85	1.93	1.95
ZXB025BE	27	2.98	3.70	4.46	5.28	6.19	7.20	7.63	1.25	1.28	1.34	1.42	1.52	1.62	1.66
	32	2.89	3.59	4.33	5.14	6.02	7.00	7.43	1.37	1.41	1.48	1.56	1.66	1.75	1.79
	38	2.79	3.47	4.18	4.95	5.80	6.75	7.16	1.53	1.59	1.67	1.76	1.86	1.96	1.99
	43	2.72	3.37	4.05	4.79	5.61	6.52	6.91	1.67	1.75	1.85	1.96	2.07	2.17	2.20
	48	2.65	3.27	3.92	4.62	5.40	6.27	6.65	1.83	1.94	2.06	2.18	2.30	2.41	2.44
ZXB030BE	27	3.74	4.53	5.45	6.49	7.66	8.95	9.49	1.50	1.54	1.62	1.73	1.83	1.93	1.96
	32	3.59	4.39	5.29	6.30	7.43	8.66	9.18	1.65	1.69	1.77	1.89	2.02	2.16	2.21
	38	3.43	4.22	5.10	6.08	7.15	8.31	8.80	1.85	1.87	1.96	2.09	2.25	2.43	2.50
	43	3.29	4.07	4.94	5.88	6.90	8.01	8.47	2.05	2.05	2.14	2.28	2.46	2.67	2.75
	48	3.14	3.91	4.75	5.66	6.64	7.67	8.11	2.30	2.29	2.36	2.51	2.70	2.94	3.03
ZXB035BE	27	5.09	6.04	7.16	8.40	9.73	11.13	11.70	1.88	2.06	2.21	2.35	2.52	2.75	2.87
	32	4.93	5.88	6.97	8.17	9.46	10.81	11.35	2.02	2.23	2.40	2.56	2.75	3.00	3.13
	38	4.76	5.67	6.72	7.88	9.11	10.37	10.88	2.22	2.45	2.65	2.84	3.05	3.32	3.46
	43	4.61	5.50	6.51	7.61	8.78	9.97	10.45	2.42	2.69	2.90	3.11	3.34	3.64	3.78
	48	4.47	5.32	6.28	7.32	8.41	9.53	9.97	2.71	2.99	3.23	3.46	3.71	4.03	4.18
ZXB040BE	27	5.48	6.65	7.93	9.34	10.88	12.55	13.26	2.19	2.22	2.33	2.49	2.70	2.95	3.05
	32	5.30	6.43	7.68	9.05	10.54	12.18	12.87	2.32	2.38	2.51	2.68	2.90	3.15	3.26
	38	5.11	6.18	7.38	8.69	10.13	11.71	12.38	2.53	2.62	2.77	2.95	3.17	3.42	3.52
	43	4.94	5.97	7.11	8.37	9.77	11.30	11.95	2.80	2.91	3.06	3.25	3.47	3.70	3.80
	48	4.76	5.73	6.82	8.03	9.36	10.84	11.47	3.18	3.31	3.47	3.66	3.87	4.09	4.18
ZXB050BE	27	6.23	7.53	9.10	10.95	13.06	15.47	16.51	2.45	2.52	2.66	2.84	3.05	3.28	3.37
	32	6.21	7.52	9.07	10.86	12.90	15.19	16.18	2.72	2.83	2.99	3.19	3.42	3.65	3.74
	38	6.17	7.45	8.93	10.63	12.54	14.67	15.59	3.07	3.21	3.41	3.63	3.87	4.10	4.19
	43	6.01	7.24	8.65	10.23	12.01	13.98	14.82	3.34	3.52	3.73	3.98	4.22	4.46	4.55
	48	5.65	6.80	8.10	9.56	11.18	12.96	13.72	3.57	3.78	4.02	4.28	4.54	4.78	4.86
ZXB060BE	27	7.34	8.70	10.14	11.76	13.65	15.91	16.94	2.92	3.13	3.38	3.63	3.89	4.14	4.24
	32	7.12	8.46	9.86	11.42	13.23	15.41	16.40	3.12	3.35	3.61	3.89	4.19	4.49	4.61
	38	6.87	8.16	9.49	10.97	12.69	14.75	15.69	3.43	3.66	3.93	4.23	4.56	4.90	5.05
	43	6.69	7.94	9.21	10.61	12.24	14.19	15.09	3.76	3.98	4.25	4.56	4.90	5.28	5.43
	48	6.59	7.78	8.98	10.30	11.83	13.67	14.51	4.20	4.39	4.65	4.96	5.32	5.71	5.87

Notes: The rating condition is based on the return gas temperature of 18.3°C.  
 Power includes condenser fan.  
 Ambient 38°C and 43°C are typical design conditions for unit selection.

# ZXB Family: Medium temperature

# R134a

Capacity and power (kW) at 60 Hz - TF5/TF7

Model	Ambient temperature (°C)	Capacity evaporating temperature (°C)					Power evaporating temperature (°C)				
		-15	-10	-5	0	5	-15	-10	-5	0	5
ZXB015BE	27	2.84	3.49	4.20	4.97	5.82	1.30	1.31	1.34	1.31	1.37
	32	2.78	3.41	4.11	4.86	5.69	1.41	1.42	1.46	1.42	1.50
	38	2.68	3.29	3.96	4.69	5.50	1.58	1.60	1.64	1.60	1.69
	43	2.56	3.16	3.81	4.52	5.30	1.76	1.78	1.83	1.78	1.89
	48	2.42	2.99	3.61	4.30	5.06	1.97	1.99	2.05	1.99	2.12
	50	2.35	2.91	3.53	4.20	4.94	2.07	2.09	2.15	2.09	2.23
ZXB020BE	27	3.31	4.11	4.99	5.95	6.97	1.29	1.32	1.37	1.32	1.43
	32	3.17	3.96	4.84	5.79	6.80	1.45	1.48	1.54	1.48	1.60
	38	2.98	3.77	4.63	5.56	6.55	1.66	1.70	1.76	1.70	1.83
	43	2.84	3.61	4.46	5.37	6.34	1.85	1.89	1.95	1.89	2.03
	48	2.74	3.49	4.32	5.21	6.15	2.04	2.08	2.15	2.08	2.24
	50	2.72	3.46	4.28	5.16	6.09	2.12	2.16	2.23	2.16	2.32
ZXB025BE	27	3.60	4.46	5.37	6.37	7.46	1.54	1.61	1.71	1.61	1.83
	32	3.49	4.33	5.23	6.19	7.26	1.70	1.78	1.89	1.78	2.00
	38	3.37	4.18	5.04	5.97	7.00	1.91	2.01	2.13	2.01	2.25
	43	3.28	4.06	4.88	5.78	6.76	2.11	2.23	2.36	2.23	2.49
	48	3.19	3.94	4.72	5.57	6.51	2.34	2.48	2.63	2.48	2.77
	50	3.16	3.89	4.66	5.49	6.41	2.43	2.59	2.74	2.59	2.90
ZXB030BE	27	4.51	5.47	6.57	7.83	9.24	1.86	1.96	2.08	1.96	2.21
	32	4.33	5.29	6.38	7.60	8.96	2.03	2.14	2.28	2.14	2.44
	38	4.14	5.09	6.15	7.33	8.62	2.25	2.36	2.52	2.36	2.72
	43	3.97	4.91	5.95	7.09	8.33	2.48	2.58	2.75	2.58	2.97
	48	3.79	4.72	5.73	6.83	8.00	2.76	2.85	3.02	2.85	3.26
	50	3.71	4.64	5.64	6.71	7.86	2.89	2.98	3.15	2.98	3.40
ZXB035BE	27	6.14	7.32	8.66	10.15	11.75	2.43	2.60	2.79	2.60	3.88
	32	5.97	7.12	8.44	9.88	11.42	2.64	2.84	3.05	2.84	3.46
	38	5.76	6.88	8.14	9.52	10.99	2.92	3.16	3.40	3.16	2.99
	43	5.58	6.66	7.87	9.19	10.59	3.22	3.48	3.75	3.48	2.62
	48	5.39	6.41	7.57	8.82	10.14	3.59	3.88	4.17	3.88	2.26
	50	5.30	6.31	7.44	8.66	9.94	3.76	4.07	4.37	4.07	2.12
ZXB040BE	27	6.61	8.02	9.57	11.26	13.12	2.68	2.81	3.00	2.81	4.03
	32	6.39	7.76	9.26	10.91	12.71	2.87	3.03	3.24	3.03	3.63
	38	6.16	7.46	8.89	10.48	12.22	3.16	3.34	3.56	3.34	3.19
	43	5.96	7.20	8.57	10.10	11.78	3.51	3.69	3.92	3.69	2.81
	48	5.74	6.91	8.22	9.68	11.29	3.99	4.18	4.41	4.18	2.42
	50	5.64	6.78	8.07	9.50	11.08	4.23	4.43	4.66	4.43	2.26
ZXB050BE	27	7.51	9.08	10.98	13.20	15.76	3.04	3.20	3.42	3.20	3.68
	32	7.49	9.07	10.94	13.09	15.55	3.41	3.61	3.85	3.61	4.12
	38	7.44	8.98	10.77	12.82	15.12	3.87	4.11	4.38	4.11	4.66
	43	7.25	8.73	10.43	12.34	14.48	4.24	4.50	4.80	4.50	5.09
	48	6.82	8.20	9.77	11.53	13.48	4.56	4.85	5.16	4.85	5.47
	50	6.55	7.89	9.40	11.08	12.95	4.67	4.97	5.29	4.97	5.61
ZXB060BE	27	8.85	10.50	12.23	14.18	16.46	3.78	4.07	4.38	4.07	4.69
	32	8.59	10.20	11.89	13.77	15.96	4.04	4.36	4.70	4.36	5.05
	38	8.28	9.84	11.45	13.23	15.30	4.41	4.74	5.10	4.74	5.50
	43	8.07	9.57	11.11	12.80	14.76	4.80	5.12	5.50	5.12	5.91
	48	7.95	9.38	10.83	12.42	14.26	5.30	5.61	5.98	5.61	6.41
	50	7.93	9.34	10.75	12.29	14.08	5.54	5.84	6.21	5.84	6.64

Notes: Based on the return gas temperature of 18.3°C.  
 Power includes condenser fan.  
 Ambient 38°C and 43°C are typical design conditions for unit selection.



# ZXD Family: Digital medium temperature

# R22

Capacity and power (kW) at 50 Hz - TFD

Model	Ambient temperature (°C)	Capacity evaporating temperature (°C)						Power evaporating temperature (°C)					
		-10	-5	0	5	10	12	-10	-5	0	5	10	12
ZXD030B0	27	5.32	6.09	7.21	8.70	10.63	11.53	1.76	1.93	2.05	2.09	1.99	1.90
	32	4.90	5.84	6.94	8.24	9.80	10.50	2.02	2.11	2.21	2.28	2.27	2.24
	38	4.34	5.64	6.88	8.12	9.40	9.93	2.31	2.27	2.31	2.39	2.48	2.50
	43	3.18	4.91	6.41	7.72	8.90	9.34	2.74	2.57	2.55	2.62	2.75	2.81
	48		3.08						3.25				
ZXD040B0	27	7.73	9.28	10.88	12.42	14.67	15.18	2.66	2.77	2.92	3.02	3.30	3.38
	32	7.29	8.91	10.61	12.33	14.29	14.98	2.84	3.00	3.12	3.26	3.60	3.70
	38	6.39	7.95	9.68	11.44	13.22	14.14	3.20	3.32	3.42	3.57	4.01	4.10
	43	5.71	7.27	8.97	10.70	12.69	13.29	3.44	3.60	3.72	3.86	4.29	4.40
	48		6.55	8.06	9.76	11.56	12.17		4.40	4.62	4.70	4.96	5.07
ZXD050B0	27	8.76	10.44	12.22	14.12	17.28	18.22	3.03	3.18	3.29	3.47	3.95	4.10
	32	8.31	9.96	11.72	13.68	16.62	17.47	3.35	3.57	3.67	3.97	4.50	4.58
	38	7.69	9.28	11.06	13.06	15.31	16.34	3.87	4.07	4.27	4.47	4.98	5.10
	43	6.80	8.36	10.15	12.21	14.60	15.47	4.27	4.47	4.66	4.96	5.46	5.56
	48		7.62	9.49	11.47	13.49	14.40		5.44	5.61	5.80	6.01	6.04
ZXD060B0	27	10.41	12.49	14.72	17.66	19.64	20.60	3.70	3.88	4.16	4.50	4.70	4.81
	32	9.93	11.71	13.94	16.30	18.87	20.10	4.07	4.25	4.43	4.75	5.29	5.47
	38	8.90	10.57	12.85	15.26	17.77	18.92	4.53	4.71	4.90	5.23	5.86	5.98
	43	7.60	9.40	11.78	14.26	16.33	17.86	5.17	5.45	5.64	6.10	6.57	6.66
	48		9.25	11.15	13.08	15.09	16.06		6.46	6.69	6.96	7.22	7.30
ZXD075B0	27	12.37	14.91	17.73	20.87			4.54	4.76	4.98	5.22		
	32	11.24	13.90	16.96	20.21			4.95	5.19	5.51	5.91		
	38	10.85	13.25	16.08	19.42			5.53	5.83	6.25	6.80		
	43		12.29	15.09	18.49				6.43	6.93	7.62		
ZXD076B0	27	12.62	15.21	18.08	21.29	24.47	25.93	4.45	4.66	4.88	5.12	5.47	5.64
	32	11.46	14.18	16.96	20.61	23.07	24.56	4.85	5.09	5.40	5.79	5.86	5.97
	38	11.07	13.52	15.80	19.81	21.94	23.66	5.42	5.72	6.12	6.67	6.64	6.81
	43	10.20	12.54	14.60	18.86	21.45	22.63	5.98	6.30	6.79	7.47	7.34	7.48
	48		11.46	14.09	17.47	19.73	20.75		7.40	7.89	8.43	8.74	8.78

Notes: The rating condition is based on suction superheat of 10K.  
 ZXD030B0 rating condition is based on return gas temperature of 18.3°C.  
 Power includes condenser fan.  
 Ambient 38°C and 43°C are typical design conditions for unit selection.

# ZXD Family: Digital medium temperature

## Capacity and power (kW) at 60 Hz – TF5/TF7

# R22

Model	Ambient temperature (°C)	Capacity evaporating temperature (°C)						Power evaporating temperature (°C)					
		-10	-5	0	5	10	12	-10	-5	0	5	10	12
ZXD030B0 <sup>1</sup>	27	6.18	7.27	8.44	9.77	11.34	12.05	2.21	2.31	2.46	2.72	3.12	3.32
	32	5.93	7.07	8.23	9.49	10.94	11.58	2.48	2.60	2.76	2.99	3.32	3.49
	38	5.45	6.67	7.86	9.08	10.42	11.00	2.72	2.90	3.07	3.27	3.54	3.68
	43	4.80	6.14	7.38	8.60	9.87		2.92	3.14	3.33	3.52	3.75	
	48		5.35						3.43				
ZXD040B0	27	8.03	9.77	11.63	13.35	15.08		3.09	3.20	3.37	3.60	3.90	
	32	7.62	9.29	11.09	12.74	14.38		3.39	3.50	3.68	3.92	4.24	
	38	6.97	8.27	9.89	11.97	13.66		3.80	3.92	4.11	4.37	4.71	
	43	6.47	7.78	9.33	11.31	13.03		4.20	4.32	4.52	4.79	5.16	
	48		7.43	8.94	10.51	12.23			4.77	4.98	5.27	5.66	
ZXD050B0	27	10.30	12.52	14.91	17.12	19.33		3.97	4.11	4.32	4.61	5.00	
	32	9.77	11.91	14.21	16.33	18.44		4.35	4.49	4.72	5.02	5.44	
	38	8.94	10.60	12.68	15.35	17.51		4.88	5.03	5.27	5.60	6.04	
	43	8.29	9.98	11.97	14.50	16.71		5.38	5.54	5.79	6.14	6.61	
	48		9.53	11.46	13.48	15.68			6.12	6.38	6.76	7.25	
ZXD060B0	27	12.15	14.77	17.60	20.20	22.81		4.72	4.89	5.14	5.49	5.95	
	32	11.53	14.06	16.77	19.27	21.76		5.17	5.35	5.61	5.98	6.47	
	38	10.54	12.51	14.96	18.11	20.66		5.80	5.99	6.27	6.66	7.18	
	43	9.78	11.78	14.12	17.11	19.72		6.41	6.60	6.89	7.31	7.87	
	48	NA	11.24	13.52	15.90	18.50		NA	7.28	7.60	8.04	8.63	
ZXD075B0	27	13.29	16.15	19.24	22.08	24.94		5.23	5.42	5.70	6.09	6.60	
	32	12.61	15.37	18.34	21.06	23.79		5.74	5.93	6.22	6.63	7.18	
	38	11.53	13.67	16.36	19.80	22.59		6.44	6.64	6.95	7.39	7.97	
	43	10.70	12.87	15.44	18.70	21.55		7.10	7.32	7.64	8.11	8.73	
	48	NA	12.29	14.78	17.38	20.23		NA	8.08	8.43	8.92	9.57	

Notes: <sup>1</sup> Available on TF7 models only.

The rating condition is based on suction superheat of 10K.

ZXD030B0 rating condition is based on return gas temperature of 18.3°C.

Power includes condenser fan.

Ambient 38°C and 43°C are typical design conditions for unit selection.

# ZXD Family: Digital medium temperature

## Capacity and Power (kW) at 50 Hz - TFD

# R404A

Model	Ambient temperature (°C)	Capacity evaporating temperature (°C)						Power evaporating temperature (°C)					
		-20	-15	-10	-5	0	5	-20	-15	-10	-5	0	5
ZXD030BE	27	3.95	4.65	5.56	6.65	7.90	9.28	1.92	2.14	2.24	2.26	2.26	2.29
	32	3.72	4.37	5.20	6.18	7.28	8.47	2.01	2.22	2.33	2.38	2.43	2.53
	38	3.32	3.94	4.69	5.55	6.48	7.45	2.27	2.46	2.56	2.63	2.73	2.90
	43	2.98	3.59	4.29	5.06	5.86	6.67	2.53	2.69	2.78	2.85	2.97	3.19
	48		3.34	4.00	4.70	5.39			2.86	2.92	2.99	3.13	
ZXD040BE	27	5.92	7.11	8.35	9.64	11.01	12.46	2.70	2.85	3.02	3.21	3.43	3.68
	32	5.53	6.69	7.87	9.11	10.40	11.75	2.99	3.12	3.27	3.44	3.64	3.87
	38	4.90	6.00	7.12	8.27	9.45	10.68	3.49	3.59	3.72	3.87	4.04	4.24
	43	4.23	5.28	6.33	7.40	8.48	9.59	4.02	4.10	4.21	4.34	4.50	4.68
	48	3.56	4.56	5.54	6.53	7.51		4.55	4.61	4.70	4.81	4.96	
ZXD050BE	27	7.49	9.05	10.67	12.31	13.93	15.51	3.65	3.73	3.86	4.02	4.25	4.53
	32	6.56	8.12	9.76	11.43	13.10	14.74	4.11	4.20	4.32	4.50	4.72	5.00
	38	5.56	7.07	8.67	10.32	11.98	13.63	4.59	4.68	4.79	4.96	5.16	5.42
	43	4.88	6.28	7.79	9.37	10.98	12.58	5.11	5.17	5.27	5.40	5.59	5.81
	48	4.20	5.49	6.91	8.42	9.98		5.63	5.67	5.75	5.85	6.01	
ZXD060BE	27	8.24	9.72	11.47	13.30	15.69	18.48	3.69	3.84	4.06	4.33	4.62	4.93
	32	7.58	9.06	10.72	12.58	14.72	17.20	4.40	4.54	4.75	5.01	5.28	5.56
	38	6.74	8.25	9.83	11.55	13.48	15.69	4.93	5.05	5.25	5.47	5.72	5.98
	43	5.90	7.48	9.07	10.74	12.57	14.63	5.59	5.69	5.85	6.06	6.28	6.51
	48	5.06	6.71	8.31	9.93	11.66		6.26	6.32	6.46	6.64	6.83	
ZXD075BE	27	9.04	10.86	12.75	15.07	17.76	20.13	4.08	4.26	4.50	4.80	5.13	5.46
	32	8.33	10.01	11.82	13.86	16.20	18.92	4.88	5.03	5.27	5.54	5.86	6.17
	38	7.30	8.74	10.62	12.47	14.54	16.92	5.46	5.61	5.82	6.06	6.35	6.63
	43	6.26	7.93	9.61	11.38	13.32	15.50	6.20	6.32	6.49	6.71	6.96	7.22
ZXD076BE	27	9.22	11.07	13.00	15.37	18.12	20.53	4.00	4.17	4.41	4.70	5.03	5.35
	32	8.50	10.21	12.06	14.14	16.53	19.30	4.78	4.93	5.16	5.43	5.74	6.05
	38	7.45	8.91	10.83	12.72	14.83	17.26	5.35	5.50	5.70	5.94	6.22	6.50
	43	6.39	8.09	9.80	11.61	13.59	15.81	6.07	6.19	6.36	6.57	6.82	7.07
	48	5.32	7.26	8.77	10.50	12.34		6.79	6.88	7.02	7.21	7.43	
ZXD090BE	27	11.80	13.70	14.70	16.25	18.30		5.10	5.20	5.50	6.50	6.20	
	32	10.70	12.50	14.50	16.20	17.00		6.20	6.30	6.40	7.10	6.80	
	38	10.50	12.30	14.40	16.10	16.80		7.80	8.20	8.50	9.40	8.40	
	43	9.90	11.90	13.20	14.50	15.20		8.42	8.80	9.56	9.90	9.20	
ZXD160BE	27	21.54	24.95	28.49	32.10	35.71	39.27	10.45	10.86	11.27	11.69	12.13	12.61
	32	20.35	23.84	27.53	31.33	35.18	39.03	11.45	11.89	12.33	12.78	13.26	13.77
	38	19.48	22.99	26.75	30.68	34.73	38.83	12.49	12.99	13.48	13.99	14.53	15.10
	43	18.71	22.15	25.88	29.84	33.97	38.21	13.41	13.96	14.52	15.09	15.69	16.33
	48	17.41	20.71	24.34	28.26	32.39	36.68	14.52	15.15	15.78	16.43	17.11	17.82
ZXD200BE <small>*preliminary data</small>	27	25.15	30.38	35.68	41.14	46.68	52.35	13.40	13.71	14.08	15.00	16.29	17.74
	32	23.59	29.01	34.48	40.12	46.01	52.25	15.78	15.89	15.96	16.37	17.21	18.20
	38	21.80	27.27	32.79	38.45	44.36	50.61	18.26	18.56	18.77	18.90	19.33	20.03
	43	20.75	26.12	31.53	37.07	42.85	48.96	20.30	20.59	20.78	20.93	21.32	21.99
	48	20.46	25.60	30.76	36.06	41.57	47.41	21.66	21.86	22.02	22.24	22.95	23.79

Notes: The rating condition is based on return gas temperature of 18.3°C.

■ The rating condition is based on suction superheat of 10 K.

Power includes condenser fan.

Ambient 38°C and 43°C are typical design conditions for unit selection.

# ZXD Family: Digital medium temperature

## Capacity and power (kW) at 60 Hz - TF5/TF7

# R404A

Model	Ambient temperature (°C)	Capacity evaporating temperature (°C)						Power evaporating temperature (°C)					
		-20	-15	-10	-5	0	5	-20	-15	-10	-5	0	5
ZXD030BE <sup>1</sup>	27	4.70	5.68	6.71	7.80	8.94	10.14	2.29	2.46	2.63	2.79	2.95	3.10
	32	4.43	5.36	6.33	7.34	8.37	9.45	2.48	2.66	2.84	3.01	3.18	3.35
	38	4.03	4.89	5.77	6.67	7.58	8.50	2.73	2.92	3.10	3.29	3.48	3.67
	43	3.67	4.47	5.27	6.07	6.86	7.65	2.96	3.15	3.34	3.54	3.75	3.95
	48		4.07	4.78	5.48	6.15			3.40	3.59	3.80	4.02	
ZXD040BE	27	7.10	8.53	9.95	10.80	12.99	14.70	3.24	3.42	3.62	3.85	4.05	4.34
	32	6.64	8.03	8.70	10.20	12.27	13.87	3.59	3.74	4.00	4.13	4.30	4.57
	38	5.88	7.20	7.97	9.26	11.15	12.60	4.19	4.31	4.46	4.64	4.77	5.00
	43	5.21	6.34	7.09	8.29	10.01	11.32	4.82	4.92	5.05	5.21	5.31	5.52
	48	4.27	5.60	6.20	7.31	8.86		5.46	5.53	5.64	5.77	5.85	
ZXD050BE	27	8.99	10.86	11.74	13.54	15.32	17.06	4.38	4.48	4.63	4.83	5.10	5.44
	32	7.87	9.75	10.77	12.57	14.41	16.21	4.93	5.04	5.11	5.40	5.66	6.00
	38	6.67	8.48	9.54	11.35	13.18	14.99	5.51	5.61	5.75	5.95	6.20	6.51
	43	5.86	7.54	8.57	10.31	12.08	13.84	6.14	6.21	6.32	6.48	6.71	6.97
	48	5.04	6.59	7.60	9.26	10.98		6.76	6.81	6.89	7.02	7.22	
ZXD060BE	27	10.22	12.06	13.41	15.56	17.89	21.07	4.42	4.61	5.08	5.41	5.78	6.16
	32	9.34	11.23	12.54	14.72	16.78	19.61	5.28	5.45	5.93	6.26	6.61	6.96
	38	8.36	10.23	11.50	13.51	15.37	17.89	5.91	6.06	6.58	6.83	7.15	7.47
	43	7.44	9.27	10.61	12.57	14.33	16.68	6.71	6.83	7.32	7.57	7.85	8.34
	48	6.27	8.22	9.72	11.62	13.29		7.51	7.59	8.07	8.30	8.54	
ZXD075BE	27	11.16	13.39	14.92	17.64	19.93	22.58	4.80	5.00	5.69	6.06	6.54	6.96
	32	10.29	12.35	13.84	16.23	18.18	21.23	5.74	5.92	6.66	7.00	7.46	7.87
	38	9.01	10.78	12.43	14.60	16.31	18.99	6.42	6.60	7.35	7.66	8.09	8.45
	43	7.73	9.79	11.25	13.33	14.95	17.39	7.28	7.43	8.20	8.48	8.87	9.19
	48	6.44	8.78	10.07	12.05			8.15	8.26	9.06	9.30		

Notes: <sup>1</sup>Available on TF7 models only.  
 The rating condition is based on return gas temperature of 18.3°C.  
 The rating condition is based on suction superheat of 10 K.  
 Power includes condenser fan.  
 Ambient 38°C and 43°C are typical design conditions for unit selection.

# ZXD Family: Digital medium temperature

Capacity and power (kW) at 50 Hz - TFD

# R407F

Model	Ambient temperature (°C)	Capacity evaporating temperature (°C)						Power evaporating temperature (°C)					
		-10	-5	0	5	10	12	-10	-5	0	5	10	12
ZXD030BE	27	5.70	6.64	7.48	8.63	10.52	11.57	2.20	2.33	2.61	2.87	2.93	2.86
	32	5.31	6.35	7.24	8.40	10.25	11.27	2.42	2.53	2.79	3.01	3.02	2.92
	38	4.72	5.84	6.75	7.88	9.64	10.62	2.79	2.90	3.14	3.33	3.30	3.19
	43		5.45	6.35					3.23	3.47			
	48												
ZXD040BE	27	7.68	9.32	11.17	13.20	15.41	16.34	2.85	3.04	3.23	3.40	3.49	3.50
	32	7.30	8.93	10.73	12.69	14.77	15.64	3.13	3.30	3.50	3.70	3.86	3.90
	38	6.66	8.27	10.01	11.85	13.77	14.56	3.53	3.66	3.86	4.09	4.31	4.39
	43	6.06	7.64	9.30	11.03	12.81	13.53	3.95	4.04	4.22	4.46	4.72	4.83
	48		6.98	8.56					4.52	4.67			
ZXD050BE	27	9.52	11.65	13.94	16.37	19.26	20.42	3.61	3.77	3.94	4.08	4.20	4.21
	32	9.05	11.21	13.52	15.73	18.47	19.56	3.97	4.11	4.30	4.45	4.64	4.70
	38	8.11	10.33	12.69	14.81	17.35	18.37	4.40	4.54	4.77	4.95	5.23	5.33
	43	7.45	9.47	11.72	13.90	16.40	17.40	4.98	4.98	5.19	5.45	5.82	5.97
	48		8.73	10.79					5.61	5.74			
ZXD060BE	27	10.37	12.69	15.70	18.80	22.69	24.24	3.80	4.18	4.49	4.58	4.62	4.86
	32	9.85	12.20	15.23	17.91	21.39	22.78	4.33	4.74	5.15	5.11	5.14	5.40
	38	9.07	11.50	14.19	16.64	19.76	21.01	4.81	5.27	5.65	5.64	5.75	6.03
	43	8.41	10.59	12.99	15.41	18.34	19.52	5.40	5.72	5.99	6.06	6.26	6.54
	48		9.93	12.07					6.67	6.85			
ZXD075BE	27	12.99	15.24	17.78	20.67			4.92	5.09	5.19	5.28		
	32	12.35	14.49	16.87	19.56			5.61	5.71	5.83	5.86		
	38	11.35	13.34	15.51	17.92			6.22	6.19	6.30	6.37		
	43		12.30	14.28	16.44				6.73	6.72	6.78		
	48												
ZXD076BE	27	13.25	15.54	18.13	21.09	24.47	25.82	4.82	4.98	5.09	5.18	5.14	5.33
	32	12.59	14.78	17.21	19.96	23.07	24.32	5.50	5.59	5.71	5.74	5.71	5.94
	38	11.57	13.60	15.82	18.28	21.06	22.17	6.10	6.07	6.17	6.24	6.31	6.56
	43	10.67	12.55	14.57	16.77	19.23	20.22	6.80	6.60	6.58	6.65	6.75	6.98
	48		11.54	13.33					7.45	7.26			

Notes: The rating condition is based on suction superheat of 10K and return gas temperature of 18.3°C.  
 Power includes condenser fan.  
 Ambient 38°C and 43°C are typical design conditions for unit selection.



# ZXD Family: Digital medium temperature

## Capacity and power (kW) at 60 Hz - TF5/TF7

# R407F

Model	Ambient temperature (°C)	Capacity evaporating temperature (°C)						Power evaporating temperature (°C)					
		-10	-5	0	5	10	12	-10	-5	0	5	10	12
ZXD030BE <sup>1</sup>	27	6.92	8.06	9.40	10.99	12.90	13.76	2.64	2.82	2.97	3.13	3.40	3.55
	32	6.66	7.78	9.01	10.41	12.04	12.78	2.85	3.05	3.20	3.39	3.67	3.83
	38	6.20	7.32	8.45	9.64	10.98	11.56	3.13	3.35	3.54	3.75	4.08	4.25
	43		6.84	7.90					3.65	3.86			
	48												
ZXD040BE	27	8.60	10.44	13.18	15.58	18.18	19.27	3.41	3.64	3.82	4.01	4.11	4.12
	32	8.06	10.00	12.66	14.98	17.45	18.48	3.82	3.96	4.14	4.37	4.56	4.61
	38	7.46	9.27	11.81	13.98	16.25	17.18	4.23	4.39	4.56	4.82	5.08	5.17
	43	6.78	8.56	10.98	13.02	15.12	15.97	4.74	4.85	4.98	5.26	5.57	5.69
	48		7.81	10.10					5.42	5.51			
ZXD050BE	27	10.48	12.81	15.33	18.01	21.19	22.46	4.33	4.53	4.72	4.90	5.04	5.06
	32	9.98	12.32	14.87	17.30	20.30	21.50	4.69	4.93	5.16	5.33	5.58	5.64
	38	8.93	11.36	13.96	16.29	19.08	20.20	5.28	5.44	5.74	5.95	6.28	6.40
	43	8.20	10.42	12.89	15.29	18.04	19.14	5.97	5.97	6.23	6.53	6.98	7.16
	48		9.60	11.87					6.73	6.90			
ZXD060BE	27	12.12	14.84	17.90	21.44	25.87	27.64	4.75	5.22	5.62	5.72	5.77	6.06
	32	11.53	14.28	17.36	20.42	24.39	25.98	5.40	5.93	6.45	6.40	6.43	6.76
	38	10.62	13.45	16.18	18.97	22.53	23.95	6.02	6.58	7.06	7.04	7.17	7.53
	43	9.84	12.40	14.81	17.57	20.92	22.26	6.75	7.14	7.49	7.77	8.22	8.69
	48		11.62	13.76					8.34	8.57			
ZXD075BE	27	15.21	17.84	19.95	23.19	26.90	28.53	6.22	6.42	6.62	6.73	6.68	6.97
	32	14.46	16.96	18.93	21.95	25.38	26.88	7.09	7.21	7.42	7.47	7.45	7.79
	38	13.28	15.62	17.40	20.12	23.18	24.52	7.86	7.83	8.02	8.12	8.21	8.57
	43	12.25	14.41	16.02	18.44	21.15	22.32	8.78	8.51	8.56	8.64	8.77	9.09
	48		13.26	14.68					9.60	9.46			

Notes: <sup>1</sup>Available on TF7 models only.

The rating condition is based on suction superheat of 10K

ZXD030BE rating condition is based on return gas temperature of 18.3°C.

Power includes condenser fan.

Ambient 38°C and 43°C are typical design conditions for unit selection.

# ZXL Family: Low temperature

## Capacity and power (kW) at 50 Hz - PFJ/TFD

# R22

Model	Ambient temperature (°C)	Capacity evaporating temperature (°C)										Power evaporating temperature (°C)									
		-40	-35	-30	-25	-20	-15	-10	-5	0	-40	-35	-30	-25	-20	-15	-10	-5	0		
ZXL020B0	27	1.32	1.55	1.87	2.26	2.73	3.27	3.89	4.59	5.36	1.10	1.20	1.29	1.36	1.43	1.49	1.55	1.59	1.63		
	32	1.32	1.55	1.86	2.24	2.70	3.24	3.85	4.54	5.31	1.26	1.36	1.45	1.53	1.61	1.67	1.73	1.78	1.81		
	38	1.26	1.48	1.78	2.15	2.61	3.13	3.74	4.42	5.18	1.51	1.61	1.71	1.79	1.87	1.94	2.00	2.05	2.09		
	43	1.15	1.36	1.66	2.03	2.47	2.99	3.59	4.27	5.02	1.76	1.87	1.97	2.05	2.13	2.21	2.27	2.32	2.37		
	48	0.99	1.20	1.49	1.85	2.29	2.81				2.05	2.16	2.26	2.35	2.44	2.51					
ZXL025B0	27	1.61	1.87	2.12	2.67	3.31	4.03	4.84	5.72	6.69	1.32	1.40	1.49	1.57	1.64	1.71	1.78	1.84	1.90		
	32	1.56	1.82	2.09	2.63	3.26	3.97	4.76	5.63	6.58	1.51	1.59	1.66	1.72	1.79	1.85	1.90	1.95	2.00		
	38	1.42	1.68	1.97	2.49	3.10	3.79	4.56	5.42	6.36	1.85	1.91	1.97	2.02	2.07	2.11	2.15	2.19	2.22		
	43	1.23	1.48	1.79	2.30	2.89	3.57	4.33	5.17	6.09	2.22	2.27	2.31	2.35	2.39	2.43	2.45	2.48	2.50		
	48	1.10	1.28	1.54	2.03	2.61	3.27				2.66	2.70	2.74	2.77	2.79	2.82					
ZXL030B0	27	1.90	2.19	2.58	3.08	3.69	4.40	5.20	6.44	7.85	1.36	1.52	1.67	1.80	1.92	2.03	2.13	2.21	2.28		
	32	1.80	2.09	2.49	2.99	3.60	4.32	5.14	6.06	7.63	1.55	1.70	1.85	1.98	2.09	2.20	2.29	2.37	2.43		
	38	1.58	1.87	2.27	2.77	3.39	4.10	4.92	5.85	7.30	1.92	2.07	2.21	2.33	2.45	2.54	2.63	2.70	2.76		
	43	1.31	1.59	1.99	2.50	3.11	3.83	4.65	5.58	6.95	2.36	2.51	2.64	2.76	2.86	2.96	3.04	3.11	3.16		
	48	1.21	1.35	1.63	2.13	2.75	3.47				2.91	3.05	3.18	3.29	3.39	3.48					
ZXL035B0 <sup>1</sup>	27	2.29	2.64	3.19	3.91	4.76	5.71	6.75	7.83	8.92	1.81	1.87	1.95	2.05	2.17	2.30	2.44	2.60	2.76		
	32	2.12	2.47	3.02	3.72	4.56	5.49	6.50	7.55	8.62	2.08	2.16	2.25	2.36	2.48	2.62	2.78	2.94	3.11		
	38	1.93	2.27	2.80	3.48	4.28	5.19	6.16	7.16	8.18	2.52	2.60	2.71	2.82	2.96	3.11	3.27	3.44	3.63		
	43	1.78	2.09	2.59	3.25	4.02	4.89	5.81	6.77	7.73	2.88	2.97	3.09	3.21	3.35	3.51	3.68	3.86	4.05		
	48	1.61	1.90	2.37	2.98	3.71	4.53				3.18	3.28	3.40	3.53	3.68	3.84					
ZXL040B0 <sup>1</sup>	27	2.80	3.42	4.16	5.03	6.02	7.14	8.39	9.76	11.26	2.27	2.43	2.59	2.76	2.94	3.12	3.32	3.52	3.73		
	32	2.58	3.17	3.87	4.71	5.67	6.76	7.97	9.31	10.77	2.58	2.75	2.93	3.11	3.30	3.50	3.71	3.92	4.15		
	38	2.39	2.93	3.59	4.39	5.31	6.35	7.52	8.82	10.25	3.04	3.23	3.42	3.62	3.83	4.04	4.27	4.50	4.73		
	43	2.27	2.78	3.41	4.17	5.06	6.07	7.21	8.47	9.86	3.50	3.69	3.90	4.11	4.33	4.56	4.80	5.04	5.30		
	48	2.21	2.68	3.28	4.01	4.86	5.83				4.01	4.22	4.44	4.67	4.91	5.15					
ZXL050B0 <sup>1</sup>	27	3.12	3.84	4.73	5.79	7.01	8.39	9.92	11.60	13.42	2.56	2.72	2.87	3.03	3.20	3.38	3.57	3.79	4.02		
	32	2.79	3.56	4.48	5.56	6.77	8.12	9.60	11.21	12.94	2.89	3.04	3.19	3.35	3.53	3.71	3.92	4.15	4.41		
	38	2.65	3.43	4.35	5.38	6.53	7.79	9.15	10.61	12.17	3.30	3.46	3.62	3.79	3.99	4.20	4.43	4.70	4.99		
	43	2.56	3.31	4.16	5.00	6.16	7.30	8.52	9.81	11.18	3.68	3.85	4.04	4.24	4.46	4.70	4.98	5.28	5.62		
	48	2.30	2.97	3.73	4.56	5.57	6.60				4.12	4.32	4.54	4.78	5.04	5.33					
ZXL060B0 <sup>1</sup>	27	3.51	4.44	5.51	6.72	8.09	9.66	11.42	13.41	15.64	3.21	3.37	3.55	3.75	3.97	4.22	4.49	4.78	5.11		
	32	3.44	4.35	5.37	6.53	7.85	9.34	11.02	12.91	15.03	3.58	3.76	3.96	4.17	4.40	4.66	4.94	5.24	5.56		
	38	3.28	4.17	5.17	6.29	7.55	8.98	10.58	12.37	14.38	4.05	4.27	4.51	4.76	5.02	5.30	5.60	5.93	6.28		
	43	2.96	3.86	4.85	5.96	7.19	8.57	10.12	11.85	13.78	4.58	4.85	5.13	5.42	5.72	6.04	6.38	6.73	7.11		
	48	2.71	3.50	4.29	5.39	6.60	7.96				5.32	5.65	5.98	6.33	6.68	7.05					
ZXL075B0 <sup>1</sup>	27	4.00	5.16	6.18	7.43	8.91	10.80	12.58	14.78	17.24	3.51	3.68	3.87	4.08	4.33	4.61	4.93	5.29	5.70		
	32	3.76	4.71	5.84	7.17	8.68	10.40	12.31	14.44	16.78	3.88	4.06	4.28	4.52	4.79	5.10	5.45	5.84	6.28		
	38	3.52	4.55	5.71	7.02	8.48	10.09	11.86	13.80	15.90	4.40	4.61	4.85	5.12	5.43	5.77	6.16	6.59	7.08		
	43	3.41	4.42	5.53	6.75	8.07	9.52	11.08	12.76	14.58	4.93	5.17	5.43	5.73	6.07	6.45	6.87	7.34	7.86		
	48	3.12	4.04	5.01	6.06	7.50	8.70				5.58	5.85	6.14	6.47	6.84	7.25					

Notes: <sup>1</sup> Available on TFD models only

The rating condition is based on the return gas temperature of 5°C.

Power includes condenser fan.

Ambient 38°C and 43°C are typical design conditions for unit selection.

# ZXL Family: Low temperature

Capacity and power (kW) at 60 Hz - TF5/TF7

# R22

Model	Ambient temperature (°C)	Capacity evaporating temperature (°C)										Power evaporating temperature (°C)							
		-40	-35	-30	-25	-20	-15	-10	-5	0	-40	-35	-30	-25	-20	-15	-10	-5	0
ZXL020BE	27	1.34	1.81	2.32	2.89	3.53	4.27	5.13	6.12	7.26	1.59	1.65	1.71	1.76	1.82	1.88	1.94	2.01	2.10
	32	1.28	1.78	2.30	2.86	3.49	4.19	5.00	5.92	6.99	1.74	1.80	1.86	1.92	1.98	2.05	2.12	2.20	2.30
	38	1.21	1.74	2.28	2.84	3.44	4.11	4.85	5.70	6.67	1.95	2.01	2.07	2.14	2.21	2.29	2.37	2.47	2.58
	43	1.11	1.67	2.22	2.78	3.36	4.00	4.69	5.48	6.37	2.17	2.23	2.30	2.37	2.45	2.54	2.62	2.74	2.88
	48	0.92	1.51	2.07	2.63	3.20	3.81	4.46	5.18	5.99	2.45	2.52	2.59	2.67	2.76	2.85	2.94	3.07	3.23
ZXL025BE	27	2.38	2.50	2.88	3.47	4.24	5.16	6.19	7.29	8.44	2.02	2.03	2.05	2.09	2.14	2.20	2.29	2.40	2.53
	32	2.36	2.48	2.82	3.38	4.11	4.99	5.97	7.03	8.13	2.23	2.25	2.29	2.33	2.40	2.48	2.58	2.70	2.84
	38	2.34	2.46	2.75	3.26	3.93	4.75	5.67	6.67	7.70	2.62	2.65	2.68	2.73	2.80	2.88	2.98	3.10	3.25
	43	2.31	2.44	2.71	3.16	3.78	4.54	5.41	6.33	7.30	3.01	3.02	3.05	3.09	3.14	3.21	3.29	3.43	3.59
	48	2.30	2.43	2.69	3.08	3.64	4.34	5.13	5.99	6.88	3.38	3.39	3.39	3.41	3.44	3.49	3.59	3.71	3.88
ZXL030BE	27	2.72	2.86	3.28	3.96	4.84	5.88	7.05	8.31	9.62	2.10	2.11	2.13	2.17	2.22	2.29	2.38	2.49	2.63
	32	2.69	2.83	3.22	3.85	4.69	5.69	6.81	8.02	9.27	2.32	2.34	2.38	2.43	2.49	2.58	2.68	2.80	2.95
	38	2.68	2.81	3.14	3.71	4.48	5.42	6.47	7.60	8.78	2.73	2.75	2.79	2.84	2.91	2.99	3.10	3.23	3.38
	43	2.66	2.80	3.09	3.60	4.31	5.18	6.16	7.22	8.32	3.13	3.14	3.17	3.21	3.27	3.34	3.43	3.56	3.74
	48	2.65	2.79	3.07	3.52	4.15	4.95	5.85	6.83	7.84	3.52	3.52	3.53	3.54	3.58	3.63	3.73	3.86	4.03
ZXL035BE	27	3.32	3.46	3.97	4.79	5.85	7.12	8.54	10.06	11.64	2.46	2.47	2.50	2.54	2.60	2.68	2.78	2.92	3.07
	32	3.30	3.45	3.90	4.66	5.67	6.88	8.24	9.70	11.22	2.71	2.74	2.78	2.84	2.92	3.01	3.14	3.28	3.46
	38	3.29	3.45	3.80	4.49	5.43	6.55	7.83	9.20	10.62	3.19	3.22	3.26	3.33	3.40	3.50	3.63	3.78	3.95
	43	3.27	3.42	3.74	4.36	5.22	6.27	7.46	8.74	10.07	3.66	3.68	3.71	3.76	3.82	3.91	4.02	4.18	4.38
	48	3.26	3.40	3.72	4.25	5.03	5.98	7.09	8.27	9.50	4.11	4.12	4.13	4.15	4.19	4.25	4.37	4.53	4.73
ZXL040BE	27	3.90	4.41	5.21	6.29	7.62	9.16	10.90	12.81	14.86	2.98	3.08	3.22	3.36	3.49	3.58	3.66	3.74	3.86
	32	3.61	4.21	5.07	6.17	7.48	8.97	10.62	12.41	14.29	3.25	3.38	3.55	3.72	3.88	3.98	4.08	4.19	4.29
	38	3.36	4.02	4.90	5.98	7.22	8.60	10.10	11.68	13.33	3.71	3.88	4.07	4.27	4.45	4.57	4.68	4.80	4.92
	43	3.16	3.83	4.69	5.70	6.85	8.10	9.43	10.81	12.21	4.17	4.36	4.58	4.80	4.98	5.11	5.23	5.36	5.49
	48	2.88	3.53	4.33	5.25	6.27	7.35	8.47	9.61	10.73	4.68	4.89	5.13	5.35	5.54	5.67	5.80	5.93	6.06
ZXL050BE	27	4.28	4.98	5.94	7.18	8.66	10.40	12.37	14.57	16.99	3.25	3.43	3.65	3.86	4.05	4.20	4.27	4.34	4.40
	32	3.90	4.71	5.73	6.97	8.42	10.06	11.88	13.88	16.04	3.57	3.76	3.98	4.21	4.42	4.58	4.67	4.77	4.86
	38	3.73	4.62	5.67	6.86	8.20	9.66	11.25	12.95	14.76	4.01	4.22	4.47	4.73	4.97	5.17	5.31	5.45	5.59
	43	3.64	4.55	5.56	6.67	7.87	9.15	10.49	11.95	13.51	4.47	4.71	5.00	5.29	5.58	5.83	5.95	6.08	6.20
	48	3.38	4.27	5.22	6.20	7.22	8.27	9.43	10.60	11.84	5.07	5.36	5.69	6.04	6.38	6.69	6.85	7.01	7.16
ZXL060BE	27	5.09	5.92	7.07	8.54	10.31	12.37	14.72	17.34	20.22	4.19	4.43	4.71	4.98	5.23	5.41	5.50	5.59	5.68
	32	4.64	5.60	6.82	8.30	10.02	11.97	14.13	16.51	19.09	4.60	4.85	5.14	5.43	5.70	5.91	6.03	6.15	6.27
	38	4.44	5.50	6.75	8.17	9.76	11.50	13.39	15.41	17.56	5.17	5.44	5.76	6.10	6.41	6.67	6.85	6.91	6.98
	43	4.33	5.41	6.62	7.94	9.37	10.89	12.48	14.22	16.07	5.76	6.08	6.45	6.83	7.20	7.52	7.68	7.85	8.03
	48	4.03	5.09	6.21	7.38	8.60	9.84	11.21	12.61	14.08	6.54	6.91	7.34	7.79	8.23	8.62	8.83	9.09	9.35
ZXL075BE	27	5.40	6.28	7.50	9.05	10.93	13.12	15.60	18.38	21.44	4.61	4.87	5.18	5.48	5.75	5.96	6.05	6.15	6.25
	32	4.91	5.93	7.23	8.80	10.62	12.68	14.98	17.50	20.23	5.06	5.34	5.65	5.97	6.27	6.50	6.63	6.76	6.90
	38	4.71	5.83	7.15	8.66	10.34	12.19	14.19	16.34	18.61	5.68	5.99	6.34	6.71	7.05	7.34	7.54	7.73	7.93
	43	4.59	5.74	7.02	8.42	9.93	11.54	13.23	15.08	17.04	6.34	6.69	7.09	7.51	7.92	8.27	8.45	8.63	8.80
	48	4.27	5.39	6.58	7.82	9.11	10.43	11.89	13.38	14.93	7.19	7.60	8.07	8.57	9.05	9.49	9.71	9.94	10.17

Notes: The rating condition is based on the return gas temperature of 5°C.  
 Power includes condenser fan.  
 Ambient 38°C and 43°C are typical design conditions for unit selection.

# ZXL Family: Low temperature

## Capacity and power (kW) at 50 Hz - PFJ/TFD

# R404A

Model	Ambient temperature (°C)	Capacity evaporating temperature (°C)									Power evaporating temperature (°C)								
		-40	-35	-30	-25	-20	-15	-10	-5	0	-40	-35	-30	-25	-20	-15	-10	-5	0
ZXL020BE	27	1.52	2.02	2.42	2.86	3.34	3.86	4.42	5.02	5.66	1.35	1.47	1.60	1.73	1.86	2.00	2.14	2.29	2.44
	32	1.45	1.82	2.24	2.70	3.19	3.73	4.31	4.92	5.58	1.50	1.60	1.71	1.83	1.95	2.08	2.21	2.34	2.48
	38	1.25	1.49	1.93	2.40	2.92	3.47	4.07	4.70	5.38	1.72	1.81	1.91	2.01	2.12	2.23	2.34	2.46	2.59
	43	1.10	1.23	1.58	2.07	2.60	3.18	3.79	4.44	5.13	1.95	2.03	2.11	2.20	2.30	2.39	2.50	2.60	2.72
	48	0.99	1.12	1.16	1.67	2.21	2.80				2.22	2.29	2.36	2.44	2.52	2.60			
ZXL025BE	27	1.89	2.31	2.80	3.37	4.02	4.74	5.54	6.42	7.37	1.59	1.68	1.77	1.87	1.97	2.23	2.36	2.50	2.64
	32	1.80	2.26	2.74	3.30	3.94	4.65	5.44	6.31	7.25	1.84	1.90	1.99	2.08	2.18	2.35	2.48	2.61	2.74
	38	1.63	2.03	2.50	3.05	3.68	4.38	5.15	6.01	6.94	2.12	2.16	2.22	2.31	2.41	2.61	2.72	2.84	2.96
	43	1.31	1.70	2.16	2.70	3.31	4.01	4.77	5.62	6.54	2.44	2.45	2.50	2.57	2.67	2.90	3.01	3.11	3.22
	48	1.20	1.24	1.69	2.22	2.82	3.51				2.89	2.90	2.91	2.98	3.08	3.28			
ZXL030BE	27	2.09	2.58	3.17	3.85	4.60	5.41	6.25	7.61	8.67	1.67	1.84	2.00	2.15	2.30	2.45	2.58	2.71	2.83
	32	2.08	2.49	3.00	3.60	4.27	5.00	5.77	7.35	8.38	1.89	2.05	2.20	2.35	2.49	2.62	2.75	2.87	2.99
	38	2.00	2.33	2.77	3.31	3.92	4.59	5.31	6.95	7.95	2.31	2.45	2.60	2.73	2.86	2.99	3.10	3.21	3.32
	43	1.73	2.03	2.44	2.95	3.54	4.19	4.89	6.55	7.52	2.77	2.91	3.05	3.18	3.30	3.41	3.52	3.62	3.72
	48	1.50	1.70	2.00	2.38	2.96	3.61				3.36	3.49	3.61	3.73	3.84	3.95			
ZXL035BE <sup>1</sup>	27	2.55	3.31	4.07	4.85	5.69	6.61	7.63	8.78	10.09	2.26	2.33	2.43	2.56	2.72	2.90	3.08	3.27	3.47
	32	2.47	3.20	3.94	4.68	5.48	6.35	7.31	8.40	9.63	2.59	2.67	2.79	2.93	3.11	3.31	3.52	3.74	3.96
	38	2.37	3.08	3.75	4.45	5.17	5.97	6.85	7.84	8.98	3.00	3.09	3.22	3.38	3.58	3.79	4.03	4.28	4.53
	43	2.28	2.94	3.57	4.20	4.86	5.59	6.38	7.29	8.33	3.31	3.40	3.58	3.70	3.91	4.14	4.39	4.66	4.94
	48	2.17	2.76	3.33	3.89	4.48	5.12				4.00	4.15	4.30	4.45	4.50	4.60			
ZXL040BE <sup>1</sup>	27	3.24	3.99	4.86	5.85	6.93	8.10	9.35	10.66	12.01	2.69	2.88	3.10	3.34	3.40	3.50	4.10	4.31	4.50
	32	3.02	3.77	4.63	5.58	6.63	7.75	8.93	10.16	11.43	2.99	3.17	3.39	3.64	3.90	4.17	4.43	4.67	4.88
	38	2.85	3.56	4.37	5.27	6.25	7.28	8.36	9.48	10.63	3.54	3.70	3.91	4.15	4.41	4.68	4.94	5.19	5.41
	43	2.67	3.34	4.10	4.93	5.83	6.77	7.75	8.76	9.78	4.08	4.22	4.40	4.62	4.87	5.12	5.38	5.63	5.85
	48	2.38	2.99	3.68	4.43	5.23	6.06				4.63	4.73	4.88	5.07	5.29	5.52			
ZXL050BE <sup>1</sup>	27	3.80	4.58	5.58	6.78	8.12	9.57	11.09	12.64	14.19	2.92	3.16	3.39	3.62	3.86	4.09	4.40	4.58	4.83
	32	3.52	4.31	5.29	6.43	7.69	9.04	10.42	11.81	13.17	3.26	3.49	3.72	3.96	4.20	4.46	4.72	5.00	5.29
	38	3.25	4.03	4.98	6.06	7.22	8.43	9.65	10.84	11.97	3.88	4.10	4.33	4.57	4.83	5.11	5.41	5.73	6.07
	43	2.99	3.77	4.69	5.71	6.78	7.87	8.95	9.97	10.89	4.43	4.64	4.87	5.12	5.40	5.70	6.03	6.39	6.77
	48	2.63	3.40	4.28	5.23	6.21	7.19				4.89	5.10	5.33	5.59	5.88	6.21			
ZXL060BE <sup>1</sup>	27	4.49	5.51	6.68	7.99	9.42	10.95	12.57	14.27	16.01	3.62	3.84	4.08	4.36	4.66	4.97	5.30	5.63	5.97
	32	4.30	5.32	6.48	7.77	9.17	10.67	12.26	13.91	15.60	4.04	4.27	4.53	4.83	5.16	5.51	5.88	6.27	6.66
	38	4.07	5.02	6.12	7.34	8.66	10.08	11.57	13.11	14.70	4.60	4.84	5.12	5.44	5.80	6.19	6.61	7.05	7.51
	43	3.81	4.67	5.67	6.79	8.00	9.30	10.67	12.09	13.54	5.17	5.41	5.69	6.03	6.42	6.84	7.30	7.78	8.29
	48	3.42	4.16	5.03	6.00	7.07	8.22				5.88	6.11	6.41	6.76	7.16	7.61			
ZXL075BE <sup>1</sup>	27	4.99	6.14	7.42	8.84	10.40	12.13	14.03	16.12	18.41	3.93	4.20	4.51	4.84	5.21	5.59	6.01	6.44	6.89
	32	4.75	5.90	7.14	8.50	9.99	11.61	13.39	15.33	17.45	4.35	4.63	4.94	5.30	5.68	6.10	6.55	7.03	7.53
	38	4.49	5.61	6.80	8.08	9.46	10.94	12.55	14.30	16.19	4.98	5.25	5.58	5.95	6.36	6.81	7.30	7.83	8.38
	43	4.21	5.30	6.43	7.63	8.90	10.25	11.71	13.28	14.97	5.61	5.89	6.22	6.60	7.03	7.51	8.03	8.59	9.19
	48	3.81	4.85	5.91	7.01	8.16	9.38				6.38	6.65	6.98	7.38	7.82	8.32			

Notes: <sup>1</sup> Available on TFD models only

The rating condition is based on the return gas temperature of 5 °C.

Power includes condenser fan.

Ambient 38 °C and 43 °C are typical design conditions for unit selection.

# ZXLD Family: Low temperature

Capacity and power (kW) at 50 Hz - TFD

# R404A

Model	Ambient Temperature (°C)	Capacity Evaporating Temperature (°C)									Power Evaporating Temperature (°C)								
		-40	-35	-30	-25	-20	-15	-10	-5	0	-40	-35	-30	-25	-20	-15	-10	-5	0
ZXLD090BE	27	5.53	6.79	8.21	9.78	11.43	13.26	15.34	17.66		4.27	4.61	5.02	5.51	6.00	6.49	6.99	7.50	
	32	5.31	6.55	7.87	9.43	10.95	12.65	14.54	16.72		4.71	4.97	5.47	6.05	6.64	7.08	7.76	8.24	
	38	5.00	6.16	7.50	8.85	10.48	11.90	13.58	15.17		5.44	5.68	6.12	6.33	7.39	8.01	8.67	9.22	
	43	4.72	5.85	6.88	8.57	9.98	11.04	12.74	13.89		6.26	6.46	6.80	7.33	8.07	8.92	9.50	10.03	
	48	4.05	5.39	6.57	7.96						7.12	7.46	7.84	8.38					
ZXLD160BE	27	11.99	14.09	17.25	21.23	25.80	30.71	35.65	40.25	44.43	8.72	9.52	10.30	11.08	11.86	12.67	13.50	14.38	15.32
	32	11.82	13.83	16.83	20.60	24.89	29.46	34.07	38.48	42.44	9.89	10.81	11.70	12.57	13.42	14.28	15.15	16.05	16.99
	38	10.07	12.03	14.97	18.64	22.79	27.20	31.61	35.80	39.50	11.24	12.30	13.31	14.27	15.20	16.12	17.02	17.93	18.86
	43	8.93	10.87	13.75	17.33	21.38	25.65	29.91	33.90	37.40	12.13	13.30	14.40	15.43	16.42	17.37	18.29	19.21	20.12
	48	8.83	10.74	13.56	17.07	21.01	25.15				12.61	13.88	15.06	16.17	17.20	18.18			
ZXLD200BE <small>*preliminary data</small>	27	12.43	16.10	19.72	23.44	27.37	31.56	36.10	41.06	46.54	9.13	10.18	11.25	12.28	13.22	14.01	14.61	14.96	15.10
	32	12.18	15.86	19.27	22.82	26.58	30.65	35.09	39.98	45.40	10.16	11.17	12.24	13.30	14.30	15.19	15.91	16.42	16.66
	38	11.95	15.63	18.82	22.18	25.80	29.73	34.08	38.90	44.29	11.14	12.21	13.38	14.58	15.76	16.88	17.86	18.67	19.25
	43	11.85	15.45	18.49	21.72	25.23	29.08	33.37	38.17	43.55	11.73	12.95	14.28	15.69	17.12	18.50	19.80	20.95	21.90
	48	11.80	15.27	18.17	21.29	24.70	28.50				12.11	13.54	15.14	16.83	18.58	20.32			

Notes: The rating condition is based on the return gas temperature of 5°C.  
 Power includes condenser fan.  
 Ambient 38°C and 43°C are typical design conditions for unit selection.



# ZXL Family: Low temperature

Capacity and power (kW) at 60 Hz- PFV/TF5/TF7

# R404A

Model	Ambient temperature (°C)	Capacity evaporating temperature (°C)										Power evaporating temperature (°C)									
		-40	-35	-30	-25	-20	-15	-10	-5	0	-40	-35	-30	-25	-20	-15	-10	-5	0		
ZXL020BE	27	1.59	2.09	2.69	3.37	4.10	4.88	5.69	6.52	7.35	1.83	1.90	1.97	2.05	2.14	2.23	2.33	2.43	2.52		
	32	1.51	2.04	2.65	3.32	4.03	4.77	5.53	6.30	7.05	2.03	2.10	2.18	2.27	2.36	2.46	2.57	2.67	2.78		
	38	1.46	2.01	2.61	3.26	3.93	4.62	5.31	5.98	6.62	2.29	2.37	2.46	2.56	2.66	2.77	2.89	3.00	3.12		
	43	1.37	1.92	2.52	3.14	3.78	4.41	5.03	5.61	6.16	2.54	2.63	2.73	2.83	2.95	3.07	3.16	3.30	3.45		
	48	1.18	1.73	2.30	2.89	3.48	4.05	4.59	5.09	5.52	2.84	2.93	3.04	3.15	3.27	3.40	3.50	3.65	3.80		
ZXL025BE <sup>1</sup>	27	1.94	2.48	3.13	3.90	4.81	5.86	6.91	7.96	9.01	2.00	2.13	2.26	2.38	2.50	2.58	2.67	2.75	2.84		
	32	1.93	2.46	3.08	3.80	4.64	5.61	6.58	7.55	8.52	2.27	2.39	2.53	2.66	2.79	2.89	3.00	3.11	3.21		
	38	1.92	2.42	3.00	3.65	4.41	5.27	6.13	6.99	7.85	2.63	2.75	2.90	3.05	3.20	3.34	3.47	3.60	3.74		
	43	1.86	2.33	2.85	3.45	4.12	4.88	5.65	6.41	7.17	2.98	3.11	3.27	3.45	3.62	3.78	3.94	4.11	4.27		
	48	1.68	2.11	2.58	3.11	3.69	4.35	5.01	5.66	6.32	3.40	3.55	3.73	3.92	4.12	4.32	4.51	4.71	4.90		
ZXL030BE <sup>1</sup>	27	2.66	3.24	3.95	4.78	5.67	6.59	7.51	8.43	9.35	2.29	2.39	2.52	2.68	2.83	2.96	3.09	3.22	3.35		
	32	2.56	3.13	3.81	4.59	5.42	6.26	7.10	7.94	8.78	2.52	2.60	2.74	2.90	3.08	3.25	3.41	3.58	3.74		
	38	2.41	2.95	3.60	4.32	5.07	5.81	6.56	7.30	8.05	2.88	2.94	3.06	3.24	3.44	3.64	3.84	4.05	4.25		
	43	2.20	2.73	3.35	4.02	4.71	5.37	6.04	6.70	7.36	3.31	3.34	3.45	3.63	3.84	4.07	4.30	4.53	4.76		
	48	1.89	2.41	3.00	3.62	4.25	4.83	5.42	6.00	6.59	3.91	3.91	4.00	4.17	4.39	4.65	4.90	5.15	5.40		
ZXL035BE	27	2.69	3.56	4.58	5.72	6.97	8.30	9.68	11.09	12.50	2.73	2.83	2.94	3.06	3.19	3.33	3.47	3.62	3.76		
	32	2.57	3.47	4.51	5.64	6.85	8.12	9.41	10.71	11.98	3.02	3.12	3.25	3.38	3.52	3.67	3.83	3.98	4.14		
	38	2.48	3.41	4.44	5.54	6.69	7.86	9.03	10.17	11.26	3.41	3.53	3.66	3.81	3.97	4.13	4.30	4.47	4.65		
	43	2.33	3.27	4.28	5.34	6.42	7.50	8.55	9.55	10.47	3.79	3.92	4.06	4.22	4.39	4.57	4.72	4.92	5.14		
	48	2.00	2.94	3.92	4.92	5.92	6.89	7.81	8.65	9.39	4.23	4.37	4.53	4.70	4.88	5.07	5.22	5.44	5.67		
ZXL040BE	27	3.54	4.52	5.70	7.10	8.75	10.66	12.57	14.49	16.40	3.11	3.30	3.50	3.69	3.87	4.00	4.13	4.27	4.40		
	32	3.52	4.48	5.60	6.92	8.45	10.21	11.98	13.74	15.50	3.52	3.70	3.91	4.13	4.32	4.49	4.65	4.81	4.98		
	38	3.50	4.41	5.45	6.65	8.02	9.59	11.16	12.72	14.29	4.07	4.27	4.49	4.73	4.96	5.17	5.38	5.59	5.80		
	43	3.38	4.23	5.19	6.27	7.50	8.89	10.27	11.66	13.05	4.62	4.83	5.07	5.34	5.61	5.86	6.11	6.37	6.62		
	48	3.05	3.84	4.70	5.66	6.72	7.92	9.11	10.31	11.50	5.27	5.50	5.78	6.08	6.39	6.69	6.99	7.29	7.60		
ZXL050BE	27	5.11	5.87	6.92	8.25	9.82	11.62	13.60	15.76	18.06	3.74	4.02	4.26	4.46	4.66	4.87	5.12	5.44	5.84		
	32	4.78	5.61	6.70	8.00	9.49	11.15	12.95	14.86	16.86	3.91	4.19	4.45	4.71	5.00	5.32	5.72	6.20	6.80		
	38	4.32	5.23	6.31	7.55	8.92	10.39	11.93	13.52	15.14	4.80	5.03	5.27	5.53	5.85	6.24	6.72	7.32	8.07		
	43	3.99	4.93	5.99	7.16	8.39	9.68	10.99	12.29	13.56	5.62	5.79	5.98	6.22	6.54	6.96	7.42	8.15	9.06		
	48	3.79	4.74	5.75	6.82	7.90	8.98	10.03	11.02	11.92	6.35	6.42	6.55	6.75	7.05	7.47	7.96	8.74	9.73		
ZXL060BE <sup>1</sup>	27	5.68	6.94	8.36	9.90	11.54	13.22	14.92	16.60	18.22	4.88	4.97	5.28	5.72	6.22	6.70	7.07	7.26	7.45		
	32	5.51	6.71	8.06	9.51	11.03	12.59	14.14	15.64	17.07	5.37	5.45	5.77	6.23	6.76	7.27	7.70	7.95	8.20		
	38	5.25	6.38	7.63	8.97	10.35	11.74	13.10	14.40	15.59	6.17	6.23	6.53	6.99	7.54	8.08	8.55	8.85	8.92		
	43	4.98	6.04	7.21	8.45	9.71	10.95	12.15	13.27	14.26	7.04	7.06	7.33	7.78	8.32	8.87	9.24	9.64	9.85		
	48	4.65	5.65	6.73	7.86	8.99	10.09	11.13	12.06	12.85	8.05	8.07	8.30	8.72	9.24	9.79	10.14	10.56	10.80		
ZXL075BE <sup>1</sup>	27	6.49	7.45	8.79	10.48	12.47	14.75	17.28	20.02	22.94	5.23	5.63	5.96	6.24	6.52	6.82	7.17	7.61	8.17		
	32	6.07	7.13	8.50	10.15	12.05	14.16	16.44	18.87	21.42	5.48	5.87	6.24	6.60	6.99	7.45	8.00	8.68	9.51		
	38	5.49	6.64	8.02	9.59	11.33	13.19	15.15	17.18	19.23	6.72	7.04	7.37	7.74	8.18	8.73	9.41	10.25	11.30		
	43	5.07	6.26	7.61	9.09	10.66	12.29	13.94	15.60	17.21	7.87	8.10	8.37	8.71	9.16	9.74	10.40	11.41	12.68		
	48	4.81	6.01	7.31	8.66	10.04	11.40	12.73	13.98	15.13	8.89	8.99	9.16	9.44	9.86	10.45	11.15	12.24	13.63		

Notes: <sup>1</sup> Available on TF5/TF7 models only  
 The rating condition is based on the return gas temperature of 5°C.  
 Power includes condenser fan.  
 Ambient 38°C and 43°C are typical design conditions for unit selection.

# ZXL Family: Low temperature

Capacity and power (kW) at 50 Hz - PFJ/TFD

# R407F

Model	Ambient temperature (°C)	Capacity evaporating temperature (°C)									Power evaporating temperature (°C)								
		-40	-35	-30	-25	-20	-15	-10	-5	0	-40	-35	-30	-25	-20	-15	-10	-5	0
ZXL020BE	27	1.32	1.68	2.15	2.72	3.37	4.10	4.88	5.72	6.58	1.69	1.76	1.82	1.86	1.90	1.94	1.98	2.05	2.14
	32	1.25	1.59	2.04	2.59	3.22	3.91	4.67	5.47	6.29	1.74	1.83	1.90	1.96	2.01	2.06	2.11	2.19	2.28
	38	1.14	1.47	1.91	2.43	3.04	3.71	4.43	5.19	5.98	1.80	1.93	2.03	2.12	2.20	2.27	2.35	2.45	2.57
	43	1.06	1.38	1.81	2.33	2.92	3.57	4.27	5.01	5.78	2.02	2.19	2.34	2.46	2.57	2.68	2.80	2.92	3.07
	48	1.00	1.33	1.76	2.27	2.85	3.49				2.55	2.77	2.96	3.14	3.30	3.45			
ZXL025BE	27	1.58	2.05	2.64	3.38	4.18	5.11	6.16	7.32	8.54	2.06	2.15	2.18	2.23	2.24	2.28	2.33	2.45	2.59
	32	1.49	1.94	2.51	3.22	3.99	4.88	5.89	7.00	8.17	2.07	2.18	2.27	2.33	2.34	2.42	2.48	2.57	2.69
	38	1.36	1.80	2.35	3.03	3.77	4.62	5.59	6.65	7.76	2.08	2.17	2.34	2.48	2.56	2.71	2.82	2.95	3.09
	43	1.26	1.69	2.23	2.90	3.62	4.46	5.39	6.42	7.50	2.49	2.46	2.63	2.86	3.02	3.27	3.43	3.62	3.81
	48	1.20	1.62	2.16	2.82	3.54	4.36				3.18	3.38	3.44	3.71	3.99	4.32			
ZXL030BE	27	1.85	2.36	2.99	3.72	4.56	5.57	6.77	8.20	9.74	2.23	2.43	2.49	2.52	2.57	2.53	2.59	2.69	2.82
	32	1.75	2.24	2.84	3.54	4.35	5.32	6.47	7.84	9.31	2.24	2.46	2.59	2.64	2.69	2.69	2.75	2.82	2.92
	38	1.60	2.07	2.65	3.33	4.11	5.04	6.14	7.45	8.85	2.26	2.45	2.67	2.81	2.94	3.01	3.13	3.23	3.36
	43	1.48	1.94	2.52	3.19	3.95	4.86	5.93	7.19	8.55	2.70	2.78	3.00	3.24	3.46	3.64	3.81	3.97	4.13
	48	1.40	1.87	2.44	3.10	3.86	4.75				3.45	3.81	3.93	4.20	4.58	4.81			
ZXL035BE <sup>1</sup>	27	2.57	3.21	4.02	4.84	5.75	6.78	7.96	9.37	11.06	2.31	2.30	2.42	2.58	2.82	3.05	3.31	3.65	3.99
	32	2.52	3.16	3.92	4.69	5.54	6.51	7.63	8.98	10.58	2.65	2.63	2.74	2.90	3.15	3.39	3.66	4.03	4.40
	38	2.37	3.01	3.69	4.42	5.18	6.08	7.13	8.38	9.90	3.07	3.09	3.19	3.37	3.63	3.90	4.21	4.62	5.06
	43	2.28	2.87	3.51	4.17	4.89	5.73	6.70	7.88	9.33	3.54	3.56	3.68	3.87	4.17	4.48	4.82	5.30	5.82
	48	2.20	2.83	3.42	4.02	4.68	5.46				4.12	4.27	4.39	4.59	4.94	5.28			
ZXL040BE <sup>1</sup>	27	3.06	3.87	4.80	5.83	7.00	8.30	9.76	11.38	13.17	2.74	2.85	3.03	3.26	3.54	3.85	4.18	4.52	4.84
	32	2.93	3.72	4.60	5.59	6.70	7.94	9.33	10.86	12.56	3.08	3.19	3.38	3.63	3.93	4.26	4.61	4.97	5.32
	38	2.73	3.47	4.30	5.23	6.26	7.42	8.71	10.13	11.72	3.53	3.68	3.90	4.19	4.52	4.90	5.29	5.70	6.11
	43	2.56	3.26	4.04	4.90	5.86	6.94	8.14	9.47	10.95	3.98	4.17	4.44	4.77	5.16	5.58	6.04	6.50	6.92
	48	2.42	3.07	3.78	4.58	5.47	6.46				4.52	4.77	5.10	5.49	5.94	6.44			
ZXL050BE <sup>1</sup>	27	3.50	4.25	5.33	6.70	8.28	9.99	11.75	13.47	15.08	2.95	3.13	3.28	3.45	3.63	3.94	4.25	4.60	5.12
	32	3.23	3.97	5.04	6.36	7.87	9.51	11.15	12.74	14.20	3.39	3.56	3.72	3.87	4.05	4.36	4.61	5.03	5.56
	38	2.90	3.62	4.67	5.96	7.40	8.94	10.48	11.92	13.22	4.23	4.35	4.47	4.61	4.79	5.06	5.35	5.77	6.33
	43	2.69	3.38	4.42	5.68	7.08	8.55	10.00	11.34	12.47	4.99	4.98	5.09	5.22	5.51	5.85	6.17	6.50	6.94
	48	2.55	3.19	4.24	5.48	6.86	8.28				5.60	5.40	5.55	5.87	6.20	6.62			
ZXL060BE <sup>1</sup>	27	4.14	5.11	6.38	7.89	9.61	11.43	13.32	15.21	17.02	3.65	3.81	3.95	4.15	4.39	4.71	5.12	5.65	6.28
	32	3.94	4.90	6.17	7.68	9.38	11.22	13.12	15.01	16.82	4.20	4.36	4.52	4.72	4.98	5.31	5.74	6.30	7.00
	38	3.60	4.52	5.74	7.22	8.88	10.69	12.56	14.42	16.23	4.97	5.13	5.29	5.49	5.75	6.09	6.54	7.10	7.83
	43	3.33	4.18	5.34	6.75	8.36	10.11	11.93	13.75	15.51	5.67	5.81	5.95	6.14	6.40	6.74	7.19	7.76	8.49
	48	3.13	3.90	4.98	6.29	7.81	9.47				6.36	6.48	6.61	6.78	7.02	7.34			
ZXL075BE <sup>1</sup>	27	4.60	5.69	7.08	8.73	10.61	12.66	14.87	17.18	19.57	3.97	4.17	4.37	4.61	4.91	5.30	5.81	6.46	7.30
	32	4.36	5.44	6.80	8.41	10.22	12.21	14.33	16.54	18.82	4.53	4.73	4.93	5.17	5.48	5.88	6.40	7.07	7.92
	38	3.98	5.05	6.38	7.94	9.70	11.60	13.63	15.73	17.87	5.38	5.57	5.77	6.00	6.30	6.70	7.22	7.89	8.74
	43	3.68	4.75	6.06	7.59	9.30	11.14	13.09	15.10	17.14	6.15	6.32	6.50	6.72	7.01	7.40	7.90	8.57	9.41
	48	3.49	4.55	5.85	7.35	9.01	10.80				6.90	7.05	7.20	7.40	7.66	8.03			

Notes: <sup>1</sup>Available on TFD models only  
 The rating condition is based on a return gas temperature of 5°C.  
 Power includes condenser fan.  
 Ambient 38°C and 43°C are typical design conditions for unit selection.

# ZXL Family: Low temperature

## Capacity and power (kW) at 60 Hz - PFV/TF5/TF7

# R407F

Model	Ambient temperature (°C)	Capacity evaporating temperature (°C)						Power evaporating temperature (°C)					
		-40	-35	-30	-25	-20	-15	-40	-35	-30	-25	-20	-15
ZXL020BE	20	1.64	2.13	2.76	3.54	4.43	5.44	1.66	1.74	1.82	1.86	1.93	1.93
	27	1.60	2.05	2.64	3.36	4.20	5.14	2.09	2.17	2.26	2.30	2.37	2.35
	32	1.51	1.94	2.51	3.20	4.00	4.90	2.12	2.23	2.34	2.40	2.47	2.47
	38	1.38	1.79	2.33	3.00	3.77	4.63	2.18	2.32	2.47	2.56	2.68	2.70
	43	1.27	1.68	2.21	2.86	3.62	4.46	2.41	2.61	2.80	2.94	3.09	3.15
	48	1.20	1.61	2.14	2.78	3.52	4.35	3.01	3.26	3.51	3.70	3.92	4.01
	50	1.17	1.58	2.11	2.75	3.48	4.30	3.35	3.62	3.91	4.13	4.39	4.49
ZXL025BE <sup>1</sup>	20	1.96	2.59	3.40	4.40	5.50	6.79	1.99	2.11	2.19	2.27	2.34	2.36
	27	1.91	2.50	3.25	4.18	5.21	6.41	2.55	2.65	2.70	2.75	2.80	2.77
	32	1.81	2.37	3.08	3.98	4.97	6.11	2.52	2.65	2.79	2.85	2.89	2.90
	38	1.65	2.18	2.87	3.73	4.68	5.78	2.52	2.61	2.84	3.00	3.12	3.22
	43	1.52	2.05	2.72	3.56	4.49	5.56	2.97	2.93	3.15	3.42	3.63	3.84
	48	1.44	1.97	2.63	3.46	4.38	5.42	3.75	3.98	4.07	4.38	4.74	5.02
	50	1.40	1.93	2.60	3.42	4.32	5.36	4.21	4.67	4.62	4.93	5.40	5.72
ZXL030BE <sup>1</sup>	20	2.34	2.98	3.84	4.84	6.00	7.40	2.15	2.38	2.50	2.58	2.61	2.62
	27	2.24	2.88	3.67	4.60	5.68	6.99	2.76	2.91	3.03	3.12	3.11	3.08
	32	2.11	2.72	3.48	4.38	5.41	6.66	2.73	2.99	3.18	3.23	3.22	3.23
	38	1.93	2.51	3.24	4.10	5.10	6.30	2.73	2.95	3.24	3.40	3.47	3.58
	43	1.78	2.36	3.08	3.92	4.89	6.06	3.22	3.30	3.60	3.87	4.04	4.27
	48	1.68	2.26	2.98	3.81	4.77	5.91	4.06	4.48	4.65	4.96	5.28	5.58
	50	1.64	2.22	2.93	3.76	4.71	5.85	4.56	5.26	5.27	5.59	6.02	6.36
ZXL035BE	20	3.16	4.11	5.16	6.25	7.48	8.89	2.36	2.49	2.65	2.85	3.16	3.36
	27	3.12	3.92	4.94	5.99	7.16	8.50	2.82	2.95	3.07	3.19	3.52	3.71
	32	3.05	3.84	4.80	5.79	6.89	8.15	3.23	3.20	3.36	3.55	3.88	4.07
	38	2.87	3.65	4.52	5.44	6.43	7.60	3.70	3.71	3.86	4.07	4.42	4.63
	43	2.74	3.48	4.29	5.14	6.06	7.15	4.22	4.24	4.41	4.62	5.02	5.25
	48	2.65	3.43	4.17	4.94	5.79	6.79	4.86	5.02	5.20	5.42	5.88	6.13
	50	2.61	3.40	4.12	4.85	5.68	6.64	5.15	5.40	5.59	5.82	6.30	6.56
ZXL040BE	20	3.77	4.84	6.06	7.46	9.05	10.85	2.88	3.02	3.27	3.56	3.94	4.22
	27	3.70	4.73	5.89	7.22	8.72	10.42	3.39	3.51	3.76	4.04	4.42	4.68
	32	3.54	4.53	5.64	6.91	8.34	9.95	3.76	3.89	4.15	4.44	4.84	5.11
	38	3.29	4.22	5.27	6.45	7.78	9.27	4.26	4.42	4.72	5.06	5.50	5.81
	43	3.08	3.95	4.93	6.03	7.27	8.66	4.74	4.96	5.31	5.70	6.20	6.55
	48	2.90	3.71	4.61	5.62	6.76	8.04	5.33	5.60	6.03	6.48	7.07	7.47
	50	2.83	3.61	4.48	5.45	6.55	7.79	5.60	5.91	6.38	6.87	7.49	7.92
ZXL050BE	20	4.56	5.53	6.96	8.81	10.97	13.36	3.46	3.75	3.94	4.09	4.38	4.56
	27	4.24	5.18	6.55	8.29	10.32	12.54	3.64	3.86	4.08	4.26	4.53	4.79
	32	3.90	4.84	6.18	7.85	9.79	11.91	4.14	4.34	4.56	4.73	4.99	5.24
	38	3.50	4.41	5.72	7.34	9.19	11.18	5.10	5.23	5.42	5.57	5.82	6.01
	43	3.24	4.09	5.40	6.99	8.77	10.67	5.96	5.92	6.10	6.23	6.62	6.87
	48	3.06	3.86	5.17	6.73	8.48	10.31	6.60	6.35	6.57	6.93	7.38	7.68
	50	2.99	3.77	5.07	6.62	8.35	10.15	6.88	6.52	6.75	7.23	7.70	8.03
ZXL060BE <sup>1</sup>	20	5.05	6.38	8.01	9.98	12.25	14.78	3.85	4.00	4.30	4.53	4.68	4.90
	27	5.01	6.23	7.84	9.77	11.97	14.35	4.52	4.69	4.91	5.14	5.47	5.72
	32	4.77	5.97	7.57	9.49	11.67	14.05	5.14	5.31	5.55	5.77	6.13	6.38
	38	4.35	5.49	7.03	8.89	11.02	13.36	6.00	6.18	6.41	6.63	6.99	7.23
	43	4.01	5.07	6.53	8.31	10.35	12.61	6.76	6.91	7.12	7.34	7.70	7.91
	48	3.77	4.73	6.07	7.72	9.65	11.78	7.50	7.61	7.83	8.00	8.34	8.52
	50	3.66	4.58	5.88	7.48	9.37	11.44	7.83	7.92	8.14	8.29	8.61	8.77
ZXL075BE <sup>1</sup>	20	5.67	7.08	8.90	11.09	13.61	16.43	4.45	4.67	4.93	5.19	5.57	5.88
	27	5.57	6.95	8.71	10.81	13.22	15.89	4.90	5.13	5.42	5.70	6.11	6.44
	32	5.27	6.62	8.34	10.38	12.71	15.29	5.53	5.76	6.05	6.33	6.75	7.06
	38	4.80	6.13	7.81	9.79	12.04	14.50	6.49	6.70	6.99	7.25	7.67	7.95
	43	4.44	5.76	7.40	9.34	11.51	13.90	7.34	7.52	7.79	8.03	8.43	8.68
	48	4.20	5.51	7.13	9.02	11.14	13.45	8.14	8.28	8.52	8.73	9.11	9.32
	50	4.10	5.41	7.02	8.89	10.98	13.25	8.49	8.60	8.82	9.01	9.37	9.55

Notes: <sup>1</sup> Available on TF5/TF7 models only  
 The rating condition is based on a return gas temperature of 5°C.  
 Power includes condenser fan.  
 Ambient 38°C and 43°C are typical design conditions for unit selection.

# ZX Family: Medium temperature

Technical data at 50 Hz - PFJ

Family				ZX			
Nominal Rating	Horsepower	HP		2	2.5	3	4
Model Name				ZX020B0 ZX020BE	ZX025B0 ZX025BE	ZX030B0 ZX030BE	ZX040B0 ZX040BE
Performance	R22	ET/AT/RGT	°C	-6.7/32/18.3			
		Capacity	kW	3.85	4.51	5.53	7.57
		COP	W/W	2.41	2.69	2.43	2.54
	R404A	ET/AT/RGT	°C	-6.7/32/18.3			
		Capacity	kW	4.30	4.84	6.00	7.80
		COP	W/W	2.26	2.37	2.35	2.29
	R407F	ET/AT/RGT	°C	-6.7/32/18.3			
		Capacity	kW	4.40	4.99	6.31	8.37
		COP	W/W	2.32	2.40	2.38	2.38
	Sound Pressure Level	@1m	dB(A)	56			
Compressor	Rated Load Ampere	R22	Amp	13.2	14.6	16.4	20.0
		R404A	Amp	13.2	14.6	16.4	20.0
		R407F	Amp	13.2	14.6	16.4	20.0
	Locked Rotor Ampere	R22	Amp	58.0	61.0	82.0	114.0
		R404A	Amp	58.0	61.0	82.0	114.0
		R407F	Amp	58.0	61.0	82.0	114.0
	Oil Type	R22		MINERAL			
		R404A		POE			
		R407F		POE			
	Oil Recharge Volume	R22/R404A/R407F		1.18	1.33	1.33	1.83
Fan Motor	Number of Fan		Pieces	1	1	1	1
	Diameter		mm	450	450	450	450
	Fan Speed		rpm	933	933	933	933
	Air Flow	Total	m <sup>3</sup> /h	3483	3483	3483	3483
	Total Fan Motor Power	Input	W	116	116	116	116
Others	Oil Separator	Volume	Liters	0.5	0.5	0.5	0.5
	Receiver Volume	R22	kg	5.1	5.1	5.1	5.1
		R404A	kg	4.4	4.4	4.4	4.4
		R407F	kg	4.5	4.5	4.5	4.5
	Pipes	Suction OD	Inch	3/4	3/4	3/4	3/4
		Liquid OD	Inch	1/2	1/2	1/2	1/2
	Dimension	W x D x H	mm	1029 x 424 x 840			
Weight	Net	kg	76	79	79	100	
	Gross	kg	114	117	117	138	

# ZX Family: Medium temperature

Technical data at 50 Hz - TFD

Family				ZX						
Nominal Rating	Horsepower	HP		2	3	4	5	6	7.5	7.6
Model Name				ZX020B0	ZX030B0	ZX040B0	ZX050B0	ZX060B0	ZX075B0	ZX076B0
				ZX020BE	ZX030BE	ZX040BE	ZX050BE	ZX060BE	ZX075BE	ZX076BE
Performance	R22	ET/AT/RGT	°C	-6.7/32/18.3						
		Capacity	kW	3.85	5.53	7.57	9.30	11.20	12.60	12.85
		COP	W/W	2.41	2.43	2.43	2.66	2.60	2.57	2.65
	R404A	ET/AT/RGT	°C	-6.7/32/18.3						
		Capacity	kW	4.30	6.00	7.80	10.70	11.80	13.20	13.46
		COP	W/W	2.26	2.35	2.29	2.40	2.41	2.40	2.50
	R407F	ET/AT/RGT	°C	-6.7/32/18.3						
		Capacity	kW	4.40	6.31	8.37	10.49	11.68	12.73	12.98
		COP	W/W	2.32	2.38	2.38	2.44	2.56	2.56	2.55
	Sound Pressure Level	@1m	dB(A)	56				60		
Compressor	Rated Load Ampere	R22	Amp	4.3	5.7	7.4	8.9	11.5	12.0	12.0
		R404A	Amp	5.0	6.1	7.5	9.6	11.5	11.8	11.8
		R407F	Amp	5.0	6.1	7.5	9.6	11.5	11.8	11.8
	Locked Rotor Ampere	R22	Amp	26.0	36.0	44.3	58.6	67.0	101.0	101.0
		R404A	Amp	26.0	36.0	44.3	58.6	67.0	101.0	101.0
		R407F	Amp	26.0	36.0	44.3	58.6	67.0	101.0	101.0
	Oil Type	R22		MINERAL						
		R404A		POE						
		R407F		POE						
	Oil Recharge Volume	R22/R404A/ R407F		1.18	1.33	1.83	1.83	1.66	1.66	1.66
Fan Motor	Number of Fan	Pieces	1	1	1	2	2	2	2	
	Diameter	mm	450	450	450	450	450	450	450	
	Fan Speed	rpm	830	830	830	830	830	830	830	
	Air Flow	Total	m³/h	2922	2922	2922	5910	5910	5910	5910
	Total Fan Motor Power	Input	W	116	116	116	246	246	246	246
Others	Oil Separator	Volume	Liters	0.5	0.5	0.5	0.5	0.5	0.5	0.5
	Receiver Volume	R22	kg	5.1	5.1	5.1	7.2	7.2	7.2	7.2
		R404A	kg	4.4	4.4	4.4	6.3	6.3	6.3	6.3
		R407F	kg	4.5	4.5	4.5	6.4	6.4	6.4	6.4
	Pipes	Suction OD	Inch	3/4	3/4	7/8	7/8	7/8	7/8	7/8
		Liquid OD	Inch	1/2	1/2	1/2	1/2	1/2	1/2	1/2
	Dimension	W x D x H	mm	1029 x 424 x 840				1029 x 424 x 1242		
Weight	Net	kg	76	79	100	108	112	118	121	
	Gross	kg	114	117	121	152	156	162	154	

# ZX Family: Medium temperature

Technical data at 60 Hz - PFV/TF5/TF7

Family				ZX							
Nominal Rating		Horsepower	HP	2	3	4	5	6	7.5		
Model Name				ZX020B0 ZX020BE	ZX030B0 ZX030BE	ZX040B0 ZX040BE	ZX050B0 ZX050BE	ZX060B0 ZX060BE	ZX075B0 ZX075BE		
Performance	R22	ET/AT/RGT	°C	-6.7/32/18.3							
		Capacity	kW	4.79	6.49	9.52	10.76	12.77	14.18		
		COP	W/W	2.42	2.37	2.56	2.51	2.45	2.37		
	R404A	ET/AT/RGT	°C	-6.7/32/18.3							
		Capacity	kW	5.10	7.30	10.16	12.46	14.48	15.28		
		COP	W/W	2.37	2.27	2.48	2.43	2.42	2.22		
	R407F	ET/AT/RGT	°C	-6.7/32/18.3							
		Capacity	kW	5.44	7.79	10.34	12.95	14.42	15.72		
		COP	W/W	2.29	2.35	2.35	2.41	2.53	2.52		
	Sound Pressure Level	@1m	dB(A)	56				60			
Compressor	Rated Load Ampere PFV/TF5/TF7	R22	Amp	-/8.9/5.0	-/11.4/7.5	-/15.0/9.3	-/20.7/10.7	-/20.7/10.7	-/25.0/12.1		
		R404A	Amp	15.7/8.9/5.1	20.7/12.1/7.4	25.0/15.7/9.6	30.8/24.0/12.4	-/23.1/12.6	-/26.0/14.1		
		R407F	Amp	-/8.9/5.1	-/12.1/7.4	-/15.7/9.6	-/24.0/12.4	-/23.1/12.6	-/26.0/14.1		
	Locked Rotor Ampere PFV/TF5/TF7	R22	Amp	-/55.0/27.0	-/77.0/39.0	-/115.0/54.0	-/128.0/64.0	-/156.0/70.0	-/164.0/100.0		
		R404A	Amp	61.0/27.0/61.0	95.0/77.0/39.0	137.0/115.0/54.0	144.0/128.0/64.0	-/156.0/70.0	-/164.0/100.0		
		R407F	Amp	-/55.0/27.0	-/77.0/39.0	-/115.0/54.0	-/128.0/64.0	-/156.0/70.0	-/164.0/100.0		
	Oil Type	R22		MINERAL							
		R404A		POE							
		R407F		POE							
	Oil Recharge Volume	R22/R404A/R407F	Liters	1.18	1.33	1.83	1.83	1.66	1.66		
Fan Motor	Number of Fan	Pieces	1	1	2	2	2	2			
	Diameter	mm	450	450	450	450	450	450			
	Fan Speed	rpm	933	933	933	933	933	933			
	Air Flow	Total	m³/h	3483	3483	6966	6966	6966	6966		
	Total Fan Motor Power	Input	W	145	145	290	290	290	290		
Others	Oil Separator	Volume	Liters	0.5	0.5	0.5	0.5	0.5	0.5		
	Receiver Volume	R22	kg	5.1	5.1	7.2	7.2	7.2	7.2		
		R404A	kg	4.4	4.4	6.3	6.3	6.3	6.3		
		R407F	kg	4.5	4.5	6.4	6.4	6.4	6.4		
	Pipes	Suction OD	Inch	3/4	3/4	3/4	3/4	3/4	3/4		
		Liquid OD	Inch	1/2	1/2	1/2	1/2	1/2	1/2		
	Dimension	W x D x H	mm	1029 x 424 x 840			1029 x 424 x 1242				
	Weight	Net	kg	76	79	100	108	112	121		
Gross		kg	114	117	135	152	156	162			



# ZXB Family: Medium temperature

## Technical data at 50 Hz - TFD

Family				ZXB							
Nominal Rating	Horsepower	HP		1.5	2	2.5	3	3.5	4	5	5.5
Model Name				ZXB015BE	ZXB020BE	ZXB025BE	ZXB030BE	ZXB035BE	ZXB040BE	ZXB050BE	ZXB060BE
Power	Phase	Ph		3	3	3	3	3	3	3	3
Performance	R134a	ET/AT/RGT	°C	-6.7/32/18.3							
		Capacity	kW	3.20	3.76	3.92	4.96	6.61	7.23	8.52	9.38
		COP	W/W	2.73	3.01	2.74	2.86	2.88	2.94	2.91	2.65
	Sound Pressure Level	@1m	dB(A)	56				60			
Compressor	Rated Load Ampere	R134a	Amp	5.0	5.6	5.6	7.1	7.1	7.9	10.0	12.1
	Locked Rotor Ampere	R134a	Amp	39.2	39.2	39.2	51.5	51.5	51.5	74.0	101.0
	Oil Type	R134a		POE							
	Oil Recharge Volume	R134a	Liters	0.56	0.56	0.56	1.24	1.24	1.24	1.77	1.77
	Oil Initial Volume	R134a	Liters	0.74	0.74	0.74	1.36	1.36	1.36	1.89	1.89
Fan Motor	Number of Fan		Pieces	1	1	1	1	1	2	2	2
	Diameter		mm	450	450	450	450	450	450	450	450
	Fan Speed		rpm	830	830	830	830	830	830	830	830
	Air Flow	Total	m <sup>3</sup> /h	2922	2922	2922	2922	2922	5910	5910	5910
	Fan Motor Power	Input	W	116	116	116	116	116	246	246	246
Others	Oil Separator	Volume	Liters	0.5	0.5	0.5	0.5	0.5	0.5	0.5	0.5
	Receiver Volume	R134a	kg	5.1	5.1	5.1	5.1	5.1	7.2	7.2	7.2
	Pipes	Suction OD	in	3/4	3/4	3/4	7/8	7/8	7/8	7/8	7/8
		Liquid OD	in	1/2	1/2	1/2	1/2	1/2	1/2	1/2	1/2
	Dimension	W x D x H	mm	1029 x 424 x 840				1029 x 424 x 1242			
Weight	Net	kg	79	81	81	93	93	106	116	121	
	Gross	kg	117	119	119	131	131	150	160	165	

# ZXB Family: Medium temperature

Technical data at 60 Hz - TF5/TF7

Family				ZXB							
Nominal Rating		Horsepower	HP	1.5	2	2.5	3	3.5	4	5	5.5
Model Name				ZXB015BE	ZXB020BE	ZXB025BE	ZXB030BE	ZXB035BE	ZXB040BE	ZXB050BE	ZXB060BE
Power		Phase	Ph	3	3	3	3	3	3	3	3
Performance	R134a	ET/AT/RGT	°C	-6.7/32/18.3							
		Capacity	kW	3.86	4.53	4.91	5.99	7.97	8.72	10.27	11.30
		COP	W/W	2.73	3.09	2.80	2.86	2.88	2.97	2.90	2.66
	Sound Pressure Level	@1m	dB(A)	56				60			
Compressor	Rated Load Ampere	R134a	Amp	11.4/5.1	11.8/5.2	12.1/6.5	18.0/7.2	18.8/9.3	20.1/11.8	24.0/13.3	27.2/13.5
	Locked Rotor Ampere	R134a	Amp	73.0/34.8	73.0/34.8	73.0/38.6	110.0/47.0	110.0/66.0	110.0/73.5	186.6/94.3	191.0/94.3
	Oil Type	R134a		POE							
	Oil Recharge Volume	R134a	Liters	0.56	0.56	0.56	1.24	1.24	1.24	1.77	1.77
	Oil Initial Volume	R134a	Liters	0.74	0.74	0.74	1.36	1.36	1.36	1.89	1.89
Fan Motor	Number of Fan		Pieces	1	1	1	1	2	2	2	2
	Diameter		mm	450	450	450	450	450	450	450	450
	Fan Speed		rpm	933	933	933	933	933	933	933	933
	Air Flow	Total	m³/h	3483	3483	3483	3483	6966	6966	6966	6966
	Fan Motor Power	Input	W	145	145	145	145	290	290	290	290
Others	Oil Separator	Volume	Liters	0.5	0.5	0.5	0.5	0.5	0.5	0.5	0.5
	Receiver Volume	R134a	kg	5.1	5.1	5.1	5.1	7.2	7.2	7.2	7.2
	Pipes	Suction OD	in	3/4	3/4	3/4	7/8	7/8	7/8	7/8	7/8
		Liquid OD	in	1/2	1/2	1/2	1/2	1/2	1/2	1/2	1/2
	Dimension	W x D x H	mm	1029 x 424 x 840				1029 x 424 x 1242			
	Weight	Net	kg	79	81	81	93	93	106	116	121
Gross		kg	117	119	119	131	131	150	160	165	

# ZXD Family: Digital medium temperature

## Technical data at 50 Hz - TFD

Family				ZXD									
Nominal Rating	Horsepower	HP		3	4	5	6	7.5	7.6	9	16	20	
Model Name				ZXD030B0	ZXD040B0	ZXD050B0	ZXD060B0	ZXD075B0	ZXD076B0				
				ZXD030BE	ZXD040BE	ZXD050BE	ZXD060BE	ZXD075BE	ZXD076BE	ZXD090BE	ZXD160BE	ZXD200BE	
Performance	R22	ET/AT/RGT	°C	-6.7/32/18.3									
		Capacity	kW	5.49	7.76	9.30	11.0	12.84	13.09	/	/	/	
		COP	W/W	2.60	2.67	2.65	2.64	2.53	2.67	/	/	/	
	R404A	ET/AT/RGT	°C	-6.7/32/18.3									
		Capacity	kW	5.82	8.30	10.70	11.80	13.20	13.46	15.5	29.0	37.3	
		COP	W/W	2.45	2.47	2.43	2.41	2.43	2.49	2.28	2.40	2.31	
	R407F	ET/AT/RGT	°C	-6.7/32/18.3									
		Capacity	kW	6.04	8.28	10.34	11.26	13.63	13.90	/	/	/	
		COP	W/W	2.47	2.71	2.73	2.46	2.40	2.50	/	/	/	
	Sound Pressure Level	@1m	dB(A)	56	60					62	69	72	
	Rated Load Ampere	R22	Amp		7.4	7.9	10.0	10.0	12.1	12.1	/	/	/
			R404A	Amp	7.4	7.7	10.4	12.4	12.4	12.4	14.6	11.1 + 11.1	14.6 + 14.6
R407F			Amp	7.4	7.9	10.0	12.1	12.1	12.1	/	/	/	
Locked Rotor Ampere		R22	Amp	40.0	48.0	64.0	74.0	100.0	100.0	/	/	/	
		R404A	Amp	40.0	48.0	64.0	74.0	100.0	100.0	102	74	102	
		R407F	Amp	40.0	48.0	64.0	74.0	100.0	100.0	/	/	/	
Oil Type		R22		MINERAL									
		R404A		POE									
		R407F		POE									
Oil Recharge Volume	R22/ R404A/ R407F	Liters	1.12	1.24	1.77	1.77	1.77	1.77	1.89	1.9 + 1.9	1.9 + 1.9		
Fan Motor	Number of Fan	Pieces	1	3	2	2	2	2	2	2	3		
	Diameter	mm	450	450	450	450	450	450	450	590	600		
	Fan Speed	rpm	830	830	830	830	830	830	830	850	860		
	Air Flow	Total	m <sup>3</sup> /h	2922	5910	5910	5910	5910	5910	5910	19280	23400	
	Total Fan Motor Power	Input	W	116	246	246	246	246	246	246	950	1350	
Others	Oil Separator	Volume	Liters	0.5	0.5	0.5	0.5	0.5	0.5	0.5	2.5	3	
	Receiver Volume	R22	kg	5.1	7.2	7.2	7.2	7.2	7.2	/	/	/	
		R404A	kg	4.4	6.3	6.3	6.3	6.3	6.3	6.3	17	17	
		R407F	kg	4.5	6.4	6.4	6.4	6.4	6.4	/	/	/	
	Pipes	Suction OD	Inch	3/4	7/8	7/8	7/8	7/8	7/8	7/8	1 3/8	1 3/8	
		Liquid OD	Inch	1/2	1/2	1/2	1/2	1/2	1/2	1/2	3/4	3/4	
	Dimension	W x D x H	mm	1029 x 424 x 840	1029 x 424 x 1242						1619 x 1010 x 1124	2033 x 857 x 1913	
Weight	Net	kg	85	104	112	114	119	122	138	362	470		
	Gross	kg	123	148	156	158	163	171	158	462	550		

# ZXD Family: Digital medium temperature

Technical data at 60 Hz - TF5/TF7

Family				ZXD				
Nominal Rating	Horsepower	HP		3	4	5	6	7.5
Model Name				ZXD030B0	ZXD040B0	ZXD050B0	ZXD060B0	ZXD075B0
				ZXD030BE	ZXD040BE	ZXD050BE	ZXD060BE	ZXD075BE
Performance	R22	ET/AT/RGT	°C	-6.7/32/18.3				
		Capacity	KW	5.93	8.46	10.84	12.79	13.99
		COP	W/W	2.39	2.45	2.45	2.43	2.40
	R404A	ET/AT/RGT	°C	-10/32/18.3				
		Capacity	KW	6.33	8.70	10.77	12.54	13.84
		COP	W/W	2.23	2.18	2.11	2.12	2.08
	R407F	ET/AT/RGT	°C	-10/32/18.3				
		Capacity	KW	6.66	8.06	9.98	11.53	14.46
		COP	W/W	2.33	2.11	2.13	2.13	2.04
	Sound Pressure Level	@1m	dB(A)	56	60			
Compressor	Rated Load Ampere	R22	Amp	-/6.1	17.1/9.3	20.7/10.7	20.7/12.5	25.0/14.3
	TF5/TF7	R404A	Amp	-/6.1	16.7/9.6	23.7/11.6	25.4/12.9	30.0/14.6
		R407F	Amp	-/6.1	16.7/9.6	23.7/11.6	25.4/12.9	30.0/14.6
		Locked Rotor Ampere	R22	Amp	-/38	110.0/54.0	137.0/64.0	156.0/70.0
	TF5/TF7	R404A	Amp	-/38	110.0/54.0	137.0/64.0	156.0/70.0	164.0/78.0
		R407F	Amp	-/38	110.0/54.0	137.0/64.0	156.0/70.0	164.0/78.0
		Oil Type	R22		Mineral			
		R404A		POE				
		R407F		POE				
	Oil Recharge Volume	R22/R404A/R407F	Liters	1.12	1.24	1.77	1.77	1.77
Fan Motor	Number of Fan	Pieces	1	2	2	2	2	
	Diameter	mm	450	450	450	450	450	
	Fan Speed	rpm	830	933	933	933	933	
	Air Flow	Total	m <sup>3</sup> /h	2922	6966	6966	6966	6966
	Total Fan Motor Power	Input	W	116	290	290	290	290
Others	Oil Separator	Volume	Liters	0.5	0.5	0.5	0.5	0.5
	Receiver Volume	R22	kg	5.1	7.2	7.2	7.2	7.2
		R404A	kg	4.4	6.3	6.3	6.3	6.3
		R407F	kg	4.5	6.4	6.4	6.4	6.4
	Pipes	Suction OD	Inch	3/4	7/8	7/8	7/8	7/8
		Liquid OD	Inch	1/2	1/2	1/2	1/2	1/2
	Dimension	W x D x H	mm	1029 x 424 x 840	1029 x 424 x 1242			
Weight	Net	kg	85	109	117	121	127	
	Gross	kg	123	148	156	158	163	

# ZXL Family: Low temperature

Technical data at 50 Hz - PFJ

Family				ZXL			
Nominal Rating		Horsepower	HP	2	2.5	3	
Model Name				ZXL020B0 ZXL020BE	ZXL025B0 ZXL025BE	ZXL030B0 ZXL030BE	
Performance	R22	ET/AT/RGT	°C	-32/32/5°C			
		Capacity	kW	1.72	1.91	2.34	
		COP	W/W	1.2	1.17	1.28	
	R404A	ET/AT/RGT	°C	-32/32/5°C			
		Capacity	kW	2.11	2.51	2.8	
		COP	W/W	1.24	1.28	1.29	
	R407F	ET/AT/RGT	°C	-32/32/5°C			
		Capacity	kW	1.86	2.29	2.6	
		COP	W/W	0.99	1.02	1.02	
	Sound Pressure Level	@1m	dB(A)	56			
Compressor	Rated Load Ampere	R22	Amp	12.7	13.3	15.1	
		TF5	R404A	Amp	12.7	13.3	15.1
			R407F	Amp	12.7	13.3	15.1
	Rated Load Ampere	R22	Amp	56.6	73.7	82.3	
		TF7	R404A	Amp	56.6	73.7	82.3
			R407F	Amp	56.6	73.7	82.3
	Oil Type	R22		Mineral			
		R404A		POE			
		R407F		POE			
	Oil Recharge Volume	R22/R404A/R407F	Liters	0.56	0.56	0.56	
Fan Motor	Number of Fan		Pieces	1	1	1	
	Diameter		mm	450	450	450	
	Fan Speed		rpm	830	830	830	
	Air Flow	Total	m <sup>3</sup> /h	2922	2922	2922	
	Total Fan Motor Power	Input	W	116	116	116	
Others	Oil Separator	Volume	Liters	0.5	0.5	0.5	
	Receiver Volume	R22	kg	5.1	5.1	5.1	
		R404A	kg	4.4	4.4	4.4	
		R407F	kg	4.5	4.5	4.5	
	Pipes	Suction OD	Inch	3/4	3/4	3/4	
		Liquid OD	Inch	1/2	1/2	1/2	
	Dimension	W x D x H	mm	1029 x 424 x 840			
Weight	Net	kg	79	81	81		
	Gross	kg	117	119	119		

# ZXL Family: Low temperature

Technical data at 50 Hz - TFD

Family				ZXL							
Nominal Rating	Horsepower	HP		2	2.5	3	3.5	4	5	6	7.5
Model Name				ZXL020B0	ZXL025B0	ZXL030B0	ZXL035B0	ZXL040B0	ZXL050B0	ZXL060B0	ZXL075B0
				ZXL020BE	ZXL025BE	ZXL030BE	ZXL035BE	ZXL040BE	ZXL050BE	ZXL060BE	ZXL075BE
Performance	R22	ET/AT/RGT	°C	-32/32/5°C							
		Capacity	kW	1.72	1.91	2.34	2.78	3.57	4.05	4.96	5.39
		COP	W/W	1.20	1.17	1.28	1.26	1.24	1.29	1.27	1.28
	R404A	ET/AT/RGT	°C	-32/32/5°C							
		Capacity	kW	2.11	2.51	2.8	3.65	4.26	4.99	5.91	6.65
		COP	W/W	1.24	1.28	1.29	1.34	1.29	1.36	1.33	1.38
	R407F	ET/AT/RGT	°C	-32/32/5°C							
		Capacity	kW	1.86	2.29	2.60	3.61	4.25	4.61	5.66	6.25
		COP	W/W	0.99	1.02	1.02	1.34	1.29	1.26	1.27	1.29
	Sound Pressure Level	@1m	dB(A)	56					60		
Compressor	Rated Load Ampere	R22	Amp	5.4	5.5	5.7	7.4	8.1	8.8	11.1	12.1
		R404A	Amp	5.6	6.2	6.0	8.3	8.6	10.0	11.1	14.6
		R407F	Amp	5.6	6.2	6.5	8.3	8.6	10.0	11.1	14.6
	Locked Rotor Ampere	R22	Amp	39.2	39.2	39.2	51.5	51.5	51.5	74.0	101.0
		R404A	Amp	39.2	39.2	39.2	51.5	51.5	51.5	74.0	101.0
		R407F	Amp	39.2	39.2	39.2	51.5	51.5	51.5	74.0	101.0
	Oil Type	R22		Mineral							
	R404A		POE								
	R407F		POE								
Oil Recharge Volume	R22/R404A/R407F	Liters	0.56	0.56	0.56	1.24	1.24	1.24	1.77	1.77	
Fan Motor	Number of Fan	Pieces	1	1	1	1	1	2	2	2	
	Diameter	mm	450	450	450	450	450	450	450	450	
	Fan Speed	rpm	830	830	830	830	830	830	830	830	
	Air Flow	Total	m³/h	2922	2922	2922	2922	2922	5910	5910	5910
	Total Fan Motor Power	Input	W	116	116	116	116	116	246	246	246
Others	Oil Separator	Volume	Liters	0.5	0.5	0.5	0.5	0.5	0.5	0.5	0.5
	Receiver Volume	R22	kg	5.1	5.1	5.1	5.1	5.1	7.2	7.2	7.2
		R404A	kg	4.4	4.4	4.4	4.4	4.4	6.3	6.3	6.3
		R407F	kg	4.5	4.5	4.5	4.5	4.5	6.4	6.4	6.4
	Pipes	Suction OD	Inch	3/4	3/4	3/4	7/8	7/8	7/8	7/8	7/8
		Liquid OD	Inch	1/2	1/2	1/2	1/2	1/2	1/2	1/2	1/2
Dimension	W x D x H	mm	1029 x 424 x 840					1029 x 424 x 1242			
Weight	Net	kg	79	81	81	93	93	106	116	121	
	Gross	kg	117	119	119	131	131	150	165	170	



# ZXLD Family: Low temperature

Technical data at 50 Hz -TFD

Family				ZXLD			
Nominal Rating		Horsepower	HP	9	16	20	
Model Name				ZXLD090BE	ZXLD160BE	ZXLD200BE	
Performance	R404A	ET/AT/RGT	°C	-32/32/5	-32/32/5	-32/32/5	
		Capacity	kW	7.2	15.5	17.41	
		COP	W/W	1.38	1.32	1.43	
	Sound Pressure Level	@1m	dB(A)	62	69	72	
Compressor	Rated Load Ampere		R404A	Amp	14.6	14.6 + 14.6	14.6 + 14.6
	Locked Rotor Ampere		R404A	Amp	102	102	121
	Oil Type		R404A		POE	POE	POE
	Oil Recharge Volume			Liters	1.89	1.9 + 1.9	1.9 + 1.9
Fan Motor	Number of Fan			Pieces	2	2	3
	Diameter			mm	450	590	600
	Fan Speed			rpm	830	850	860
	Air Flow		Total	m <sup>3</sup> /h	5910	19280	23400
	Total Fan Motor Power		Input	W	246	950	1350
Others	Oil Separator		Volume	Liters	0.5	2.5	3
	Receiver Volume (at 32°C)			kg	6.3	17	17
	Pipes	Suction OD		inch	7/8"	1 3/8"	1 3/8"
		Liquid OD		inch	1/2"	3/4"	3/4"
	Dimension		W x D x H	mm	1029 x 424 x 1242	1619 x 1010 x 1124	2033 x 857 x 1913
	Weight	Net		kg	138	362	470
Gross		kg	158	462	550		

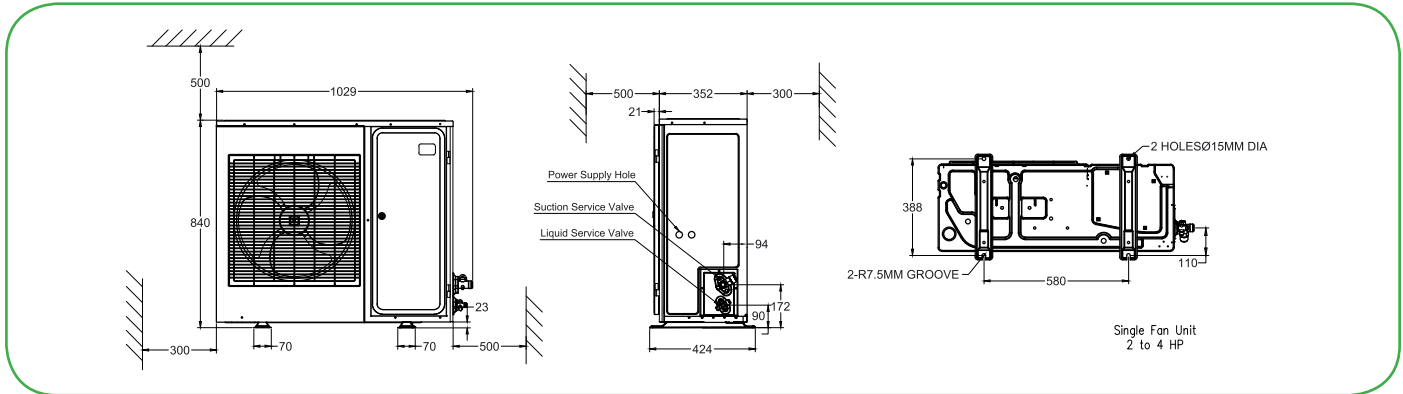
# ZXL Family: Low temperature

## Technical data at 60 Hz - PFV/TF5/TF7

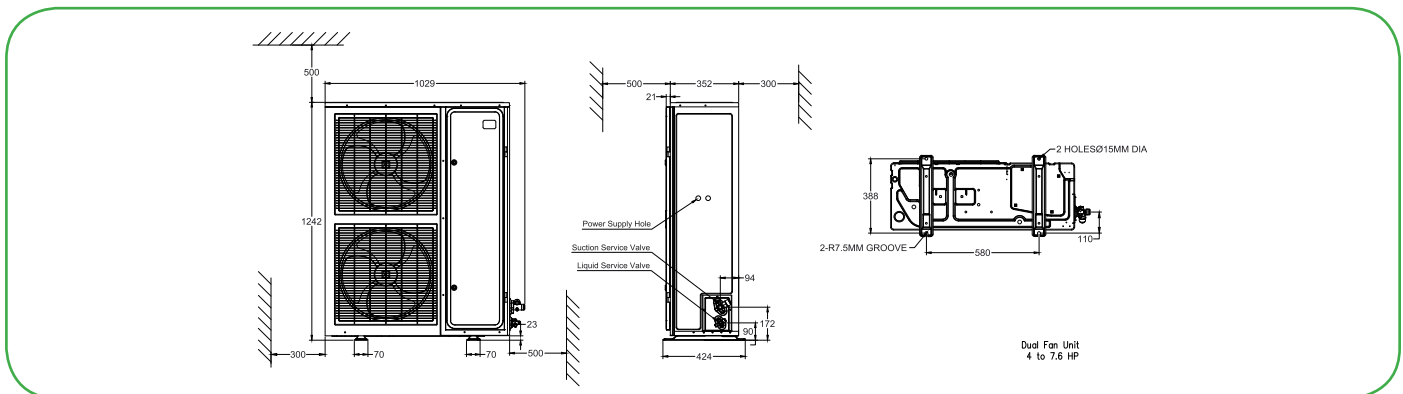
Family				ZXL								
Nominal Rating	Horsepower	HP		2	2.5	3	3.5	4	5	6	7.5	
Model Name			ZXL020B0	ZXL025B0	ZXL030B0	ZXL035B0	ZXL040B0	ZXL050B0	ZXL060B0	ZXL075B0		
			ZXL020BE	ZXL025BE	ZXL030BE	ZXL035BE	ZXL040BE	ZXL050BE	ZXL060BE	ZXL075BE		
Performance	R22	ET/AT/RGT	°C	-32/32/5°C								
		Capacity	kW	2.09	2.69	2.99	3.71	4.72	5.32	6.34	6.81	
		COP	W/W	1.14	1.18	1.28	1.34	1.36	1.37	1.27	1.24	
	R404A	ET/AT/RGT	°C	-32/32/5°C								
		Capacity	kW	2.41	2.83	3.54	4.19	5.18	6.26	7.52	7.98	
		COP	W/W	1.12	1.15	1.32	1.33	1.33	1.44	1.29	1.32	
	R407F	ET/AT/RGT	°C	-32/32/5°C								
		Capacity	kW	2.28	2.80	3.18	4.42	5.20	5.64	6.93	7.65	
		COP	W/W	0.99	1.02	1.02	1.34	1.29	1.26	1.27	1.29	
	Sound Pressure Level	@1m	dB(A)	56				60				
Compressor	Rated Load Ampere	R22	Amp	-/12.1/5.4	-/12.6/5.5	-/12.9/6.9	-/19.1/7.7	-/20.0/9.9	-/21.4/12.6	-/25.5/14.1	-/28.9/14.4	
		PFV/TF5/TF7	R404A	Amp	16.4/12.1/5.6	-/12.6/6.2	-/12.6/6.9	26.4/19.1/8.6	30.4/20.0/9.9	34.1/21.4/12.6	-/25.5/14.1	-/28.9/14.4
			R407F	Amp	-/12.1/5.6	-/12.6/6.2	-/12.9/6.9	-/19.1/8.6	-/20.0/9.9	-/21.4/12.6	-/25.5/14.1	-/28.9/14.4
	Locked Rotor Ampere	R22	Amp	-/73.0/34.8	-/73.0/34.8	-/73.0/38.6	-/110.0/47.0	-/110.0/66.0	-/110.0/73.5	-/186.6/94.3	-/191.0/94.3	
		PFV/TF5/TF7	R404A	Amp	68.0/73.0/34.8	-/73.0/34.8	-/73.0/38.6	137.0/110.0/47.0	141.0/110.0/66.0	176.0/110.0/73.5	-/186.6/94.3	-/191.0/94.3
			R407F	Amp	-/73.0/34.8	-/73.0/34.8	-/73.0/38.6	-/110.0/47.0	-/110.0/66.0	-/110.0/73.5	-/186.6/94.3	-/191.0/94.3
	Oil Type	R22		POE								
	R404A		POE									
	R407F		POE									
Oil Recharge Volume	R22/R404A/R407F	Liters	0.56	0.56	0.56	1.24	1.24	1.24	1.77	1.77		
Fan Motor	Number of Fan	Pieces	1	1	1	1	2	2	2	2		
	Diameter	mm	450	450	450	450	450	450	450	450		
	Fan Speed	rpm	933	933	933	933	933	933	933	933		
	Air Flow	Total	m³/h	3483	3483	3483	3483	6966	6966	6966	6966	
	Total Fan Motor Power	Input	W	145	145	145	145	290	290	290	290	
Others	Oil Separator	Volume	Liters	0.5	0.5	0.5	0.5	0.5	0.5	0.5	0.5	
	Receiver Volume	R22	kg	5.1	5.1	5.1	5.1	5.1	5.1	5.1	5.1	
		R404A	kg	4.4	4.4	4.4	4.4	4.4	4.4	4.4	4.4	
		R407F	kg	4.5	4.5	4.5	4.5	6.4	6.4	6.4	6.4	
	Pipes	Suction OD	Inch	3/4	3/4	3/4	7/8	7/8	7/8	7/8	7/8	
		Liquid OD	Inch	1/2	1/2	1/2	1/2	1/2	1/2	1/2	1/2	
Dimension	W x D x H	mm	1029 x 424 x 840				1029 x 424 x 1242					
Weight	Net	kg	79	81	81	93	93	106	116	121		
	Gross	kg	117	119	119	131	143	150	165	170		

# Dimensional drawings

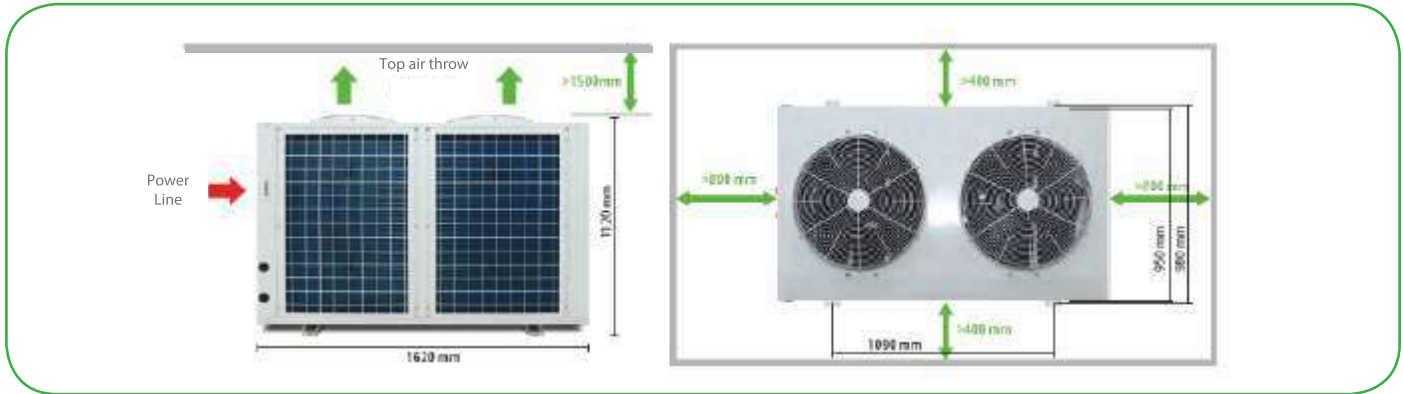
ZX-PFJ (2 HP-4 HP)  
 ZX-TFD (2HP-4HP), ZX-PFV/TF5/TF7 (2HP-3HP), ZXB-TFD (1.5HP-3.5HP)  
 ZXL-PFJ (2HP-3HP)  
 ZXL-TFD (2HP-4HP), ZXL-PFV (2HP, 3.5HP), ZXL-TF5/7 (2HP-3.5HP)  
 ZXD-TFD (3HP), ZXD-TF7(3HP)




ZX-TFD (5HP-7.6HP), ZX-PFV (4HP-5HP), ZX-TF5/7 (4HP-7.5HP), ZXB-TFD (4HP-6HP)  
 ZXL-TFD (5HP-7.5HP), ZXL-PFV (4HP-5HP), ZXL-TF5/7 (4HP-7.5HP),  
 ZXD-TFD (4HP-9HP), ZXD-TF5/7 (4HP-7.5HP), ZXLD-TFD (9HP)



ZXD-TFD (16HP), ZXLD-TFD (16HP)



ZXD-TFD (20HP), ZXLD-TFD (20HP)



Fixing dimension and distance – Top air throw unit

# Packing information

Container loading, ZX Platform condensing unit					
Family	Model	Motor code	Fan type	20FT	40FT/ 40FT H
ZX/ZXB	ZXB015BE	TFD	Single Fan	40	80
	ZXB020BE / ZX020B0(E)	PFJ/TFD/PFV/TF5/TF7		40	80
	ZXB025BE / ZX025B0(E)	PFJ/TFD		40	80
	ZXB030BE / ZX030B0(E)	PFJ/TFD/PFV/TF5/TF7		40	80
	ZXB035BE	TFD		40	80
	ZX040B0(E)	PFJ		40	80
	ZXB040BE / ZX040B0(E)	TFD/PFV/TF5/TF7	20	40	
	ZXB050BE / ZX050B0(E)	TFD/PFV/TF5/TF7	20	40	
	ZXB060BE	TFD	Dual Fan	20	40
	ZX060B0(E)	TFD/TF5/TF7		20	40
	ZX075B0(E)	TFD/TF5/TF7		20	40
	ZX076B0(E)	TFD/TF5/TF7		20	40
ZXD	ZXD030B0(E)	TFD/TF7	Single Fan	40	80
	ZXD040B0(E)	TFD/TF5/TF7		20	40
	ZXD050B0(E)	TFD/TF5/TF7		20	40
	ZXD060B0(E)	TFD/TF5/TF7	Dual Fan	20	40
	ZXD075B0(E)	TFD/TF5/TF7		20	40
	ZXD076B0(E)	TFD/TF5/TF7		20	40
	ZXD090BE	TFD		20	40
	ZXD160BE	TFD		6	13
	ZXD200BE	TFD		5	11
ZXL/ZXLD	ZXL020B0(E)	PFJ/TFD/TF5/TF7	Single Fan	40	80
	ZXL025B0(E)	PFJ/TFD/TF5/TF7		40	80
	ZXL030B0(E)	PFJ/TFD/TF5/TF7		40	80
	ZXL035B0(E)	TFD/TF5/TF7		40	80
	ZXL040B0(E)	TFD		40	80
	ZXL040B0(E)	TF5/TF7		20	40
	ZXL050B0(E)	TFD/TF5/TF7	20	40	
	ZXL060B0(E)	TFD/TF5/TF7	20	40	
	ZXL075B0(E)	TFD/TF5/TF7	Dual Fan	20	40
	ZXLD090BE	TFD		20	40
	ZXLD160BE	TFD		6	13
	ZXLD200BE	TFD		5	11

## Conversion chart

Units conversion chart
KCALH x 3.9683 = BTUH
WATTS x 3.413 = BTU/H
1.80 x °C + 32 = °F
KILOGRAMS x 2.205 = POUNDS
MILLIMETERS x 0.0394 = INCHES
CUBIC CENTIMETERS x 0.06102 = CUBIC INCHES
CUBIC METERS x 35.3147 = CUBIC FEET
LITERS x 33.8181 = FLUID OUNCES
KILOWATTSx 1.341 = HORSEPOWER
BAR x 14.7 = PSI

## PRESSURE TEMPERATURE CHART AT SEA LEVEL

°C	R-134a	R22	R404A HP 62	R407F Vapor	R407F Liquid	R407A Vapor	R407A Liquid	R407C Vapor	R407C Liquid	R408A	R410A	R502	R507A AZ50"	°F
-45.6	0.63	0.21	0.00	-0.26	0.03	0.30	0.03	0.37	0.09	0.07	0.34	-0.03	0.06	-50.0
-44.4	0.61	0.16	0.05	-0.22	0.08	0.26	0.03	0.33	0.04	0.02	0.41	0.02	0.12	-48.0
-43.3	0.59	0.12	0.11	-0.17	0.14	0.22	0.08	0.29	0.01	0.04	0.48	0.08	0.18	-46.0
-42.2	0.56	0.06	0.17	-0.12	0.20	0.17	0.14	0.25	0.07	0.10	0.57	0.14	0.24	-44.0
-41.1	0.53	0.01	0.23	-0.07	0.27	0.12	0.21	0.20	0.13	0.15	0.65	0.19	0.30	-42.0
-40.0	0.50	0.04	0.30	-0.02	0.34	0.07	0.27	0.16	0.19	0.21	0.74	0.26	0.37	-40.0
-38.9	0.47	0.10	0.37	0.04	0.41	0.01	0.34	0.11	0.26	0.28	0.83	0.32	0.44	-38.0
-37.8	0.44	0.15	0.43	0.10	0.48	0.04	0.41	0.06	0.32	0.34	0.92	0.39	0.52	-36.0
-36.7	0.41	0.21	0.51	0.16	0.56	0.10	0.48	0.00	0.39	0.41	1.01	0.46	0.59	-34.0
-35.6	0.37	0.28	0.59	0.22	0.64	0.16	0.56	0.06	0.46	0.48	1.12	0.53	0.68	-32.0
-34.4	0.33	0.34	0.66	0.29	0.72	0.23	0.63	0.11	0.53	0.55	1.22	0.60	0.75	-30.0
-33.3	0.29	0.41	0.74	0.36	0.80	0.29	0.72	0.17	0.61	0.63	1.33	0.68	0.84	-28.0
-32.2	0.25	0.48	0.83	0.43	0.89	0.36	0.80	0.23	0.69	0.71	1.44	0.76	0.93	-26.0
-31.1	0.21	0.55	0.92	0.51	0.98	0.43	0.89	0.30	0.77	0.79	1.56	0.84	1.02	-24.0
-30.0	0.17	0.63	1.01	0.59	1.08	0.51	0.98	0.37	0.86	0.88	1.68	0.93	1.12	-22.0
-28.9	0.13	0.70	1.10	0.67	1.18	0.59	1.08	0.45	0.94	0.97	1.81	1.01	1.21	-20.0
-27.8	0.08	0.79	1.20	0.75	1.28	0.67	1.17	0.52	1.04	1.06	1.94	1.11	1.32	-18.0
-26.7	0.03	0.87	1.30	0.84	1.39	0.75	1.28	0.60	1.14	1.15	2.07	1.20	1.42	-16.0
-25.6	0.02	0.96	1.41	0.93	1.50	0.84	1.38	0.68	1.23	1.25	2.21	1.30	1.53	-14.0
-24.4	0.08	1.05	1.52	1.03	1.61	0.93	1.49	0.77	1.34	1.35	2.35	1.40	1.64	-12.0
-23.3	0.13	1.14	1.63	1.13	1.73	1.03	1.60	0.85	1.44	1.46	2.50	1.51	1.76	-10.0
-22.2	0.19	1.23	1.74	1.23	1.85	1.12	1.72	0.94	1.55	1.57	2.66	1.61	1.88	-8.0
-21.1	0.25	1.34	1.86	1.34	1.98	1.23	1.83	1.03	1.67	1.68	2.81	1.73	2.00	-6.0
-20.0	0.32	1.44	1.99	1.45	2.11	1.33	1.96	1.13	1.79	1.79	2.98	1.84	2.13	-4.0
-18.9	0.38	1.54	2.12	1.56	2.24	1.44	2.09	1.23	1.91	1.91	3.15	1.96	2.26	-2.0
-17.8	0.45	1.66	2.25	1.68	2.38	1.55	2.22	1.34	2.03	2.03	3.32	2.08	2.40	0.0
-16.7	0.52	1.77	2.39	1.80	2.52	1.67	2.36	1.45	2.17	2.16	3.50	2.21	2.54	2.0
-15.6	0.59	1.89	2.52	1.93	2.67	1.79	2.50	1.56	2.30	2.29	3.69	2.34	2.68	4.0
-14.4	0.66	2.01	2.67	2.06	2.82	1.92	2.65	1.68	2.43	2.43	3.88	2.48	2.83	6.0
-13.3	0.74	2.14	2.82	2.20	2.98	2.05	2.80	1.80	2.58	2.57	4.08	2.61	2.99	8.0
-12.2	0.82	2.26	2.97	2.34	3.14	2.18	2.95	1.92	2.72	2.71	4.29	2.76	3.15	10.0
-11.1	0.90	2.40	3.13	2.48	3.31	2.32	3.11	2.05	2.88	2.86	4.50	2.90	3.31	12.0
-10.0	0.99	2.54	3.30	2.63	3.48	2.46	3.28	2.19	3.03	3.01	4.72	3.06	3.48	14.0
-8.9	1.08	2.68	3.46	2.79	3.66	2.61	3.45	2.32	3.19	3.17	4.94	3.21	3.66	16.0
-7.8	1.17	2.82	3.63	2.94	3.84	2.76	3.62	2.46	3.36	3.32	5.17	3.37	3.83	18.0
-6.7	1.27	2.97	3.81	3.11	4.03	2.92	3.80	2.61	3.53	3.49	5.41	3.53	4.01	20.0
-5.6	1.37	3.12	4.00	3.28	4.22	3.08	3.99	2.77	3.71	3.66	5.65	3.70	4.21	22.0
-4.4	1.47	3.28	4.19	3.45	4.42	3.25	4.18	2.92	3.89	3.84	5.90	3.88	4.40	24.0
-3.3	1.58	3.45	4.38	3.63	4.63	3.42	4.37	3.08	4.08	4.02	6.15	4.06	4.60	26.0
-2.2	1.69	3.61	4.58	3.82	4.84	3.60	4.57	3.25	4.27	4.21	6.42	4.23	4.80	28.0
-1.1	1.80	3.79	4.78	4.01	5.05	3.78	4.78	3.42	4.46	4.39	6.69	4.43	5.01	30.0
0.0	1.92	3.97	4.99	4.21	5.28	3.97	4.99	3.59	4.67	4.59	6.97	4.62	5.23	32.0
1.1	2.03	4.15	5.21	4.41	5.51	4.17	5.21	3.78	4.88	4.79	7.26	4.81	5.45	34.0
2.2	2.16	4.34	5.43	4.62	5.74	4.37	5.43	3.97	5.09	5.00	7.55	5.02	5.68	36.0
3.3	2.28	4.53	5.66	4.84	5.98	4.57	5.67	4.16	5.31	5.21	7.86	5.23	5.91	38.0
4.4	2.41	4.73	5.89	5.06	6.23	4.79	5.90	4.36	5.53	5.43	8.17	5.44	6.15	40.0
5.6	2.55	4.93	6.12	5.29	6.48	5.00	6.14	4.56	5.77	5.65	8.48	5.66	6.39	42.0
6.7	2.69	5.14	6.37	5.52	6.74	5.23	6.40	4.77	6.00	5.88	8.81	5.89	6.65	44.0
7.8	2.83	5.35	6.62	5.76	7.01	5.46	6.66	4.99	6.25	6.12	9.14	6.12	6.90	46.0
8.9	2.98	5.57	6.88	6.01	7.28	5.70	6.92	5.21	6.50	6.36	9.48	6.35	7.17	48.0

## PRESSURE TEMPERATURE CHART AT SEA LEVEL

°C	R-134a	R22	R404A HP 62	R407F Vapor	R407F Liquid	R407A Vapor	R407A Liquid	R407C Vapor	R407C Liquid	R408A	R410A	R502	R507A AZ50"	°F
10.0	3.13	5.80	7.14	6.26	7.57	5.94	7.19	5.43	6.75	6.60	9.83	6.59	7.44	50.0
11.1	3.29	6.03	7.41	6.52	7.85	6.19	7.46	5.67	7.01	6.86	10.20	6.84	7.72	52.0
12.2	3.45	6.26	7.70	6.79	8.15	6.44	7.74	5.91	7.28	7.11	10.57	7.10	8.01	54.0
13.3	3.61	6.51	7.98	7.07	8.45	6.71	8.03	6.16	7.56	7.38	10.94	7.35	8.30	56.0
14.4	3.79	6.76	8.27	7.35	8.76	6.98	8.33	6.41	7.84	7.65	11.34	7.62	8.59	58.0
15.6	3.96	7.01	8.57	7.64	9.08	7.26	8.63	6.68	8.13	7.93	11.73	7.89	8.90	60.0
16.7	4.14	7.27	8.88	7.94	9.40	7.54	8.94	6.94	8.43	8.21	12.14	8.17	9.21	62.0
17.8	4.32	7.54	9.19	8.24	9.74	7.83	9.26	7.22	8.74	8.50	12.56	8.46	9.54	64.0
18.9	4.51	7.81	9.50	8.55	10.08	8.13	9.59	7.50	9.05	8.80	12.99	8.74	9.86	66.0
20.0	4.70	8.09	9.83	8.88	10.43	8.44	9.92	7.79	9.37	9.10	13.42	9.04	10.20	68.0
21.1	4.90	8.37	10.17	9.20	10.78	8.76	10.26	8.09	9.69	9.42	13.87	9.34	10.54	70.0
22.2	5.11	8.67	10.51	9.54	11.15	9.08	10.61	8.39	10.03	9.74	14.32	9.66	10.89	72.0
23.3	5.32	8.97	10.86	9.89	11.52	9.41	10.97	8.70	10.37	10.06	14.79	9.98	11.25	74.0
24.4	5.53	9.28	11.22	10.24	11.90	9.75	11.34	9.03	10.72	10.40	15.27	10.30	11.62	76.0
25.6	5.75	9.59	11.59	10.60	12.29	10.10	11.71	9.35	11.07	10.74	15.76	10.63	11.99	78.0
26.7	5.98	9.90	11.96	10.98	12.69	10.46	12.09	9.69	11.43	11.09	16.26	10.97	12.38	80.0
27.8	6.21	10.23	12.34	11.36	13.10	10.82	12.48	10.03	11.81	11.44	16.77	11.32	12.77	82.0
28.9	6.45	10.57	12.73	11.75	13.52	11.19	12.88	10.39	12.19	11.81	17.29	11.67	13.17	84.0
30.0	6.69	10.91	13.13	12.15	13.94	11.57	13.28	10.75	12.58	12.18	17.83	12.03	13.58	86.0
31.1	6.94	11.26	13.54	12.55	14.38	11.97	13.70	11.12	12.98	12.56	18.37	12.40	13.99	88.0
32.2	7.19	11.61	13.96	12.97	14.82	12.37	14.12	11.50	13.39	12.94	18.93	12.78	14.42	90.0
33.3	7.46	11.98	14.39	13.40	15.27	12.78	14.56	11.88	13.80	13.34	19.50	13.16	14.86	92.0
34.4	7.72	12.35	14.82	13.84	15.74	13.20	15.01	12.28	14.23	13.74	20.08	13.55	15.30	94.0
35.6	7.99	12.73	15.26	14.29	16.21	13.63	15.46	12.69	14.66	14.16	20.68	13.95	15.76	96.0
36.7	8.28	13.12	15.72	14.74	16.69	14.06	15.92	13.10	15.10	14.58	21.28	14.36	16.22	98.0
37.8	8.57	13.51	16.18	15.21	17.19	14.51	16.39	13.52	15.55	15.01	21.90	14.78	16.70	100.0
38.9	8.86	13.92	16.66	15.69	17.69	14.97	16.87	13.96	16.01	15.45	22.53	15.20	17.18	102.0
40.0	9.15	14.32	17.14	16.18	18.20	15.44	17.36	14.41	16.48	15.90	23.18	15.63	17.67	104.0
41.1	9.46	14.74	17.63	16.68	18.72	15.92	17.86	14.86	16.96	16.35	23.84	16.08	18.17	106.0
42.2	9.77	15.17	18.13	17.19	19.26	16.41	18.37	15.32	17.45	16.82	24.51	16.52	18.69	108.0
43.3	10.10	15.61	18.65	17.71	19.80	16.91	18.89	15.79	17.95	17.29	25.20	16.99	19.21	110.0
44.4	10.42	16.06	19.17	18.25	20.36	17.43	19.42	16.28	18.46	17.78	25.90	17.45	19.74	112.0
45.6	10.76	16.51	19.70	18.79	20.92	17.94	19.97	16.78	18.97	18.27	26.61	17.93	20.29	114.0
46.7	11.10	16.97	20.25	19.35	21.50	18.48	20.52	17.28	19.50	18.77	27.34	18.41	20.85	116.0
47.8	11.45	17.45	20.81	19.92	22.09	19.03	21.08	17.80	20.04	19.29	28.09	18.91	21.41	118.0
48.9	11.81	17.93	21.37	20.50	22.69	19.59	21.66	18.33	20.59	19.81	28.85	19.41	21.99	120.0
50.0	12.17	18.42	21.95	21.10	23.30	20.16	22.23	18.87	21.15	20.34	29.62	19.92	22.59	122.0
51.1	12.54	18.92	22.54	21.71	23.92	20.74	22.83	19.42	21.72	20.89	30.41	20.45	23.19	124.0
52.2	12.92	19.43	23.14	22.33	24.55	21.33	23.44	19.99	22.30	21.44	31.22	20.99	23.80	126.0
53.3	13.31	19.94	23.75	22.96	25.20	21.94	24.06	20.56	22.90	22.01	32.04	21.52	24.43	128.0
54.4	13.70	20.48	24.38	23.61	25.86	22.56	24.68	21.14	23.50	22.58	32.88	22.08	25.07	130.0
55.6	14.11	21.01	25.02	24.27	26.53	23.19	25.32	21.75	24.12	23.17	33.74	22.65	25.72	132.0
56.7	14.52	21.56	25.67	24.94	27.21	23.84	25.98	22.36	24.74	23.77	34.61	23.22	26.39	134.0
57.8	14.94	22.12	26.34	25.63	27.90	24.50	26.64	22.99	25.38	24.37	35.50	23.81	27.06	136.0
58.9	15.37	22.69	27.01	26.34	28.61	25.18	27.32	23.63	26.03	24.99	36.41	24.40	27.75	138.0
60.0	15.81	23.27	27.70	27.06	29.33	25.87	28.01	24.28	26.69	25.62	37.34	25.01	28.46	140.0
61.1	16.26	23.86	28.41	27.79	30.07	26.57	28.71	24.94	27.36	26.27	38.29	25.62	29.18	142.0
62.2	16.71	24.46	29.13	28.54	30.81	27.29	29.43	25.63	28.04	26.92	39.26	26.26	29.92	144.0
63.3	17.17	25.07	29.87	29.31	31.57	28.02	30.15	26.32	28.74	27.59	40.24	26.90	30.67	146.0
64.4	17.65	25.69	30.61	30.09	32.35	28.77	30.90	27.03	29.45	28.27	41.25	27.54	31.43	148.0
65.6	18.13	26.32	31.39	30.89	33.13	29.54	31.65	27.76	30.17	28.96	42.28	28.21	32.22	150.0







## General information

Technical data are correct at the time of printing. Updates may occur, and should you need confirmation of a specific value, please contact Emerson clearly stating the information required.

Emerson cannot be held responsible for errors in capacities, dimensions, etc., stated herein. Products, specifications and data in this literature are subject to change without notice.

The information given herein is based on data and tests which Emerson believes to be reliable and which are in accordance with today's technical knowledge. It is intended for use by persons having the appropriate technical knowledge and skill, at their own discretion and risk. Our products are designed and adapted for fixed locations. For mobile applications, failures may occur.

The suitability for this has to be assured from the plant manufacturer, which may include making appropriate tests.

### Note:

The components listed in this catalogue are not released for use with caustic, poisonous or flammable substances. Emerson cannot be held responsible for any damage caused by using these substances.

## About Emerson

Emerson (NYSE: EMR), headquartered in St. Louis, Missouri (USA), is a global technology and engineering company providing innovative solutions for customers in industrial, commercial, and residential markets. Our Emerson Automation Solutions business helps process, hybrid, and discrete manufacturers maximize production, protect personnel and the environment while optimizing their energy and operating costs. Our Emerson Commercial and Residential Solutions business helps ensure human comfort and health, protect food quality and safety, advance energy efficiency, and create sustainable infrastructure. For more information visit [Emerson.com](https://www.emerson.com).

# Contact lists

## Asia Pacific Headquarters

Suite No. 2503-10A, 25/F,  
Exchange Tower, 33 Wang Chiu Road,  
Kowloon Bay, Kowloon, Hong Kong  
Tel: (852) 2866 3108  
Fax: (852) 2520 6227

## Australia

356 Chisholm Road  
Auburn NSW 2144, Australia  
Tel: (612) 9795 2800  
Fax: (612) 9738 1699

## China - Beijing

Beijing Sales Office  
Room 1017 JianWei Building,  
66 Nan Lishi Road, XiCheng District,  
Beijing, PRC  
Tel: (8610) 5763 0488  
Fax: (8610) 5763 0499

## China - Guangzhou

Guangzhou Office  
Unit 2202B, 22/F, Leatop Plaza,  
32 Zhujiang East Road, Tianhe Dist.,  
Guangzhou 510623, PRC  
Tel: (8620) 8595 5188

## China - Shanghai

Shanghai Sales Office  
7F, Emerson Building, 1582 Gumei  
Rd, Shanghai, PRC  
Tel: (8621) 3338 7333

## India - Mumbai

Delphi B-Wing, 601-602, 6th Floor  
Central Avenue,  
Hiranandani Business Park,  
Powai, Mumbai 400076, India  
Tel: (9122) 6786 0793  
Fax: (9122) 6662 0500

## India - Pune

Plot No. 23, Rajiv Gandhi Infotech Park,  
Phase - II, Hinjewadi,  
Pune 411 057, Maharashtra, India  
Tel: (9120) 4200 2000  
Fax: (9120) 4200 2099

## Indonesia

BSD Taman Tekno 8  
Jl. Tekno Widya Blok H10 No 2 & 3  
Tangerang Selatan 15314  
Indonesia  
Tel: (6221) 2966 6242  
Fax: (6221) 2966 6245

## Japan

Shin-yokohama Tosho Building  
No. 3-9-5 Shin-Yokohama, Kohoku-ku  
Yokohama 222-0033 Japan  
Tel: (8145) 475 6371  
Fax: (8145) 475 3565

## Malaysia

Level M2, Blk A, Menara PKNS-PJ  
Jalan Yong Shook Lin  
46050 Petaling Jaya, Selangor, Malaysia  
Tel: (603) 7949 9222  
Fax: (603) 7949 9333

## Middle East & Africa

PO Box 26382  
Jebel Ali Free Zone - South  
Dubai, UAE  
Tel: (9714) 811 8100  
Fax: (9714) 886 5465

## Philippines

10/F SM Cyber West Avenue, EDSA cor.  
West Avenue, Barangay Bungad,  
Diliman, Quezon City 1105 Philippines  
Tel: (632) 689 7200

## Saudi Arabia

PO Box 34332 - 3620 Building 7874  
Unit 1, 67th street 2nd Industrial City  
Dammam, Saudi Arabia  
Toll Free: 800 844 3426  
Tel: +966 3 8147560  
Fax: +966 3 8147570

## South Korea

3F, The Pinnacle Gangnam  
343, Hakdong-ro, Gangnam-gu,  
Seoul 06060, Republic of Korea  
Tel: (822) 3483 1500  
Fax: (822) 592 7883

## Taiwan

3F No. 122 Lane 235,  
Pao Chiau Rd., XinDianv Dist.,  
New Taipei City 23145, Taiwan (R.O.C.)  
Tel: (8862) 8912 1360  
Fax: (8862) 8912 1890

## Thailand

34th Floor, Interlink Tower,  
1858/133, Bangna Trad,  
Bangkok 10260, Thailand  
Tel: (662) 716 4700  
Fax: (662) 751 4241

## United Arab Emirates

Jebel Ali Free Zone  
PO Box 26382  
Dubai UAE  
Toll Free: 800 441 3428  
Tel: +971 4 811 8100  
Fax: +971 4 886 5465

## Vietnam

Level 6, Melinh Point Tower,  
2 Ngo Due Ke,  
District 1, Ho Chi Minh City  
Vietnam  
Tel: (84) 908 009 189

Scan to download  
the soft copy



[www.Climate.Emerson.com/Asia](http://www.Climate.Emerson.com/Asia)

Emerson and Copeland are trademarks of Emerson Electric Co. or one of its affiliated companies.  
©2019 Emerson Climate Technologies (India) Pvt. Ltd. All rights reserved



@EmersonComResAP

EMERSON. CONSIDER IT SOLVED.™